

Countdown to Kindergarten

Before you know it, the first day of kindergarten will be here. This Countdown to Kindergarten activity pack will help your child with the transition to kindergarten.

Each day, pick one of the learning activities to do with your child. The activities are quick and fun and use materials you can find in your home.







In addition, one of the most important things you can do is read to your child and talk together about what is happening in the story as you read. Help your child look at the pictures to understand the story. See if your child knows how to turn pages as you move through the story. Nonfiction books are a great way to learn about science and social studies. You can talk about the pictures and share some of the information about the topic.

Each day, let your child select a book for you to read aloud. Visit your local library to expand the number of books your child has access to. Or go online and read a digital book. Visit www.wegivebooks.org or www.storylineonline.net.




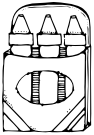


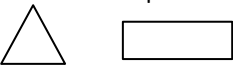
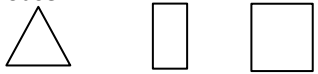

Be sure to have fun with the activities...See you in Kindergarten!








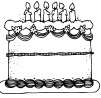





Point to your: hand eye elbow wrist	Go on a walk. Find something that is: red yellow green brown	Hop 5 times in a row on each foot.	Name 4 animals that live in a tree.	Look around your house for some objects that are shaped like circles. 
Get a pencil. Put the pencil over your head. Put the pencil under the table.	Name the fruits in your refrigerator.	Cut the letters in your name out of a magazine or newspaper. Glue them on paper to make your name.	Pick one thing from the <i>9 Things to Do With Magnetic Letters</i> list in the back of this packet.	Sing the ABC Song. Point to the letters on your chart in the back of this packet as you sing.
Is it morning, afternoon, or evening. What is your favorite time of day.	Bounce a ball. Count how many times you can bounce the ball with your right hand? Your left hand.	An ice cube is cold. Name something that is hot.	Go to the park. Find something that is: orange blue black white	Find something that is the same shape as an orange.
Name some healthy foods. 	A turtle is slow. Name an animal that is fast.	Sing the ABC Song. Point to the letters on your chart in the back of this packet as you sing.	Look outside. What is the weather like today? 	Gallop across the room. Now gallop back.
Sing the ABC Song. Point to the letters on your chart in the back of this packet as you sing.	Name 3 ways you can travel to the store.	Pick one thing from the <i>8 Things to Do With Play-Dough</i> list in the back of this packet.	Name something you can see with your sense of sight. Describe it.	Name something you like to do outside. Draw a picture.
Skip across the room. Now skip back.	A feather is light. Name something that is heavy.	Name the vegetables in your refrigerator.	Sing the ABC Song. Point to the letters on your chart in the back of this packet as you sing.	Look around your house for some objects that are shaped like squares. 
Point to your: knee ankle waist ear	Name 4 animals with tails.	Name some things you can hear with your sense of hearing.	Go outside. Find a plant that is tall. Find a plant that is short.	Write your name on a piece of paper. Circle the first letter.
Have your family stand in a line. Who is the tallest? Who is the shortest?	Draw these shapes:  	Put the words "butter" and "fly" together. What word does it make? (butterfly)	If you could get on a plane and go anywhere...where would you go? Draw a picture.	Use your sense of touch. Find something that is bumpy. Find something that is smooth.
Pick one thing from the <i>9 Things to Do With Magnetic Letters</i> list in the back of this packet.	What is your favorite color? Draw a picture of something that is your favorite color.	Find some people in your family. Stand behind them. Stand in front of them. Stand in between them.	Name some things you can smell with your sense of smell.	Put the words "cup" and "cake" together. What word does it make? (cupcake)

Tell a story about a time when	Go to the park. What letters do	Look around your house for	Point to your:	Pick one thing from the <i>9 Things</i>
--------------------------------	---------------------------------	----------------------------	----------------	---



you were happy. Draw a picture of yourself when you were happy.	you see on the signs?	some objects that are shaped like rectangles.	shoulder fingers nose lips	<i>to Do With Magnetic Letters</i> list in the back of this packet.
Sing the ABC Song. Point to the letters on your chart in the back of this packet as you sing. Circle the first letter of your name.	Do 10 jumping jacks. Count from 1 to 10. Do 10 more jumping jacks. Count from 10 to 1.	Can you say your first and last name? Can you say it loud?	Are there more boys or girls in your family? How many girls? How many boys?	Go outside. Count the birds that you see. 
Pull the shoes out of your closet. Sort them by color. Sort them by velcro and tie shoes. Sort them by dress shoes and play shoes.	Close your eyes and pick a crayon. Name something that is the same color as the crayon you picked. Close your eyes and pick another color. 	Sing the ABC Song. Point to the letters on your chart in the back of this packet as you sing. Find the letter M S B T A	A parrot can fly. Name 3 other animals that fly.	Use your sense of touch. Find something that is prickly. Find something that is warm.
A boat travels on the water. What else travels on the water.	Count your fingers. Count your toes. Do you have more fingers or toes?	Tell a story about a time when you were sad. Draw a picture of yourself when you were sad.	Pick one thing from the <i>8 Things to Do With Play-Dough</i> list in the back of this packet.	Practice tying your shoes. 
Point to your: shin cheeks eyelid eyebrow	Think about your favorite book? Can you retell the story?	Put the words "rain" and "bow" together. What word does it make? (rainbow)	Go outside on the sidewalk. Draw a hopscotch with a piece of chalk. Play hopscotch.	Look around your house for objects that are shaped like triangles. 
Sing the ABC Song. Point to the letters on your chart in the back of this packet as you sing. Find the letter C P K R F	March across the room. Count while you march.	Draw these shapes: 	Go outside. Find something that is taller than you. Find something that is shorter than you.	When is your birthday. How old will you be?
Find a ball. Play catch with someone in your family.	Pick one thing from the <i>9 Things to Do With Magnetic Letters</i> list in the back of this packet.	A rock is hard. Name something that is soft.	Write your name. Circle the first letter in your name. Underline the last letter in your name.	What is your telephone number? Practice saying it.
Tell a story about a time when you were scared. Draw a picture of yourself when you were scared.	Use the shapes below to draw a house. 	Sing the ABC Song. Point to the letters on your chart in the back of this packet as you sing. Find the letter A H N W Z	Use your sense of taste. Find something that is sweet. Name something that is salty.	Have your family stand in a line. Who is first in line? Who is next? Who is last?
Look out side. What is the weather like today? 	Balance on one foot. Now try to balance on the other foot.	What do you do to help a friend that is feeling sad?	Put the words "sun" and "glasses" together. What word does it make? (sunglasses)	Pick one thing from the <i>8 Things to Do With Play-Dough</i> list in the back of this packet.

Can you name all the letters in your name? In someone else's name?	Strawberries are a fruit. Can you name two other fruits?	Name 4 animals that you might find when you visit a farm. Draw one.	Which number is more: 12 or 5? Which number is more: 7 or 16? Which number is less: 6 or 14? Which number is less: 8 or 2?	Can you name some words that have the same beginning sound as toy?
Bat and cat rhyme. Can you name some other words that rhyme?	Find some triangles in your neighborhood or home? Count how many you see. 	Name some wild animals that you know about. Draw one.	Sing the ABC Song. Point to the letters on your chart in the back of this packet as you sing. Name these letters: N Q E X	Pick one thing from the <i>9 Things to Do With Magnetic Letters</i> list in the back of this packet.
The wood we use is from trees. Do you have wood in your home? Where?	Solve the problem. Sara had two apples. Her mom gave her three more. How many apples does Sara have?	Say the nursery rhyme, <i>Jack and Jill</i> with someone in your family.	How high can you count? Start at zero and see how high you can count.	Name something that is big. Name something that is small.
Can you name 3 other words that begin with the same sound as sun?	What number comes after 8? What number comes after 4? What number comes before 6? What number comes before 10?	Sing the ABC Song. Point to the letters on your chart in the back of this packet as you sing. Name these letters: R Z O G	Can a walrus be a pet? Can you name some animals that are pets? 	Can you hop on one foot 10 times? Now try the other foot.
Sing the ABC Song. Point to the letters on your chart in the back of this packet as you sing. Name these letters: Y P V C	Clean up your toys. Sort them into two piles – toys made of plastic and toys not made of plastic. Which pile has more?	Pick one thing from the <i>8 Things to Do With Play-Dough</i> list in the back of this packet.	Count out seven toys. Now write the number seven.	Name a friend you like to play with. Draw a picture of the two of you playing together.
Which animal is faster, a lizard or a snail? How do they travel?	Clap the beats (syllables) in your name. Now clap the beats in the word <i>alligator</i> .	Watch the sun today. Where is it in the morning, afternoon, evening? Where is the moon? 	Sing the ABC Song. Point to the letters on your chart in the back of this packet as you sing. Name these letters: L S W A	A carrot is a vegetable. Can you name some other vegetables?
Use your body to make a pattern: clap, stomp, clap, stomp. Try to make another pattern.	Find a deck of cards. Pull out the numbers 2-9. Turn them face down. Turn one over. Count out that number of pennies. Turn over another card.	Can you name 3 other words that begin with the same sound as fish?	Say the nursery rhyme, <i>Humpty Dumpty</i> with someone in your family.	Pig rhymes with dig. Can you name two other words that rhyme with dig. 
Can you read all the letters and numbers on a license plate? 	Name 5 creatures that live in the ocean. Draw one.	Count the number of spoons in your house. Now count the number of forks. Which has more?	Clap the beats (syllables) in your name. Now clap the beats in the word <i>butterfly</i> .	Can you count from 0-10. Now count backwards from 10 to 0.
Solve the problem. Jose had 8 lollipops. He gave 3 to his sister. How many lollipops did he have left?	Pick one thing from the <i>8 Things to Do With Play-Dough</i> list in the back of this packet.	Dogs walk on four feet. Name some other animals who walk on four feet.	Up is the opposite of down. What is the opposite of cold? What is the opposite of little?	Can you name 3 other words that begin with the same sound as bat?

<p>Name your favorite color. Now tell 3 things that are the same color.</p>	<p>Have someone write your first and last name. How many letters are in your first name? How many letters are in your last name?</p>	<p>Say the nursery rhyme <i>1,2, Buckle My Shoe</i>. Name these numbers: 9 0 6 15 2 5 11 13</p>	<p>Pick one thing from the <i>9 Things to Do With Magnetic Letters</i> list in the back of this packet.</p>	<p>Can you tell when your birthday is? How old will you be then? </p>
<p>How would you rather travel – by car, by airplane, or by train? Tell why. </p>	<p>Pick one thing from the <i>8 Things to Do With Play-Dough</i> list in the back of this packet.</p>	<p>Can you do: 5 toe touches 5 jumping jack 5 big steps</p>	<p>Draw a story about a time when you fell down and got hurt. </p>	<p>Clap the beats (syllables) in your name. Now clap the beats in the word <i>hippopotamus</i>.</p>
<p>Say the nursery rhyme, <i>Hickory Dickory Dock</i> with someone in your family.</p>	<p>Sing the ABC Song. Point to the letters on your chart in the back of this packet as you sing. Name these letters: H B T M</p>	<p>Pick one thing from the <i>9 Things to Do With Magnetic Letters</i> list in the back of this packet.</p>	<p>Name 4 animals that you might find when you visit a zoo. Draw one.</p>	<p>What is heavier – a shoe or a microwave? Which is lighter – a cat or a mouse?</p>
<p>Find a deck of cards. Pull out the numbers 2-9. Turn them face down. Turn one over. Count out that number of pennies. Turn over another card.</p>	<p>Draw a circle. Find 4 circles in your home or neighborhood. </p>	<p>Can you skip? Try to skip from one end of the room to the other.</p>	<p>Pick one thing from the <i>8 Things to Do With Play-Dough</i> list in the back of this packet.</p>	<p>Can you name three other words that begin with the same sound as <i>dog</i>?</p>
<p>Pretend you are going to the beach. Draw a picture of 4 things you will take with you.</p>	<p>Clap the beats (syllables) in your name. Now clap the beats in the word <i>helicopter</i>.</p>	<p>Pick one thing from the <i>9 Things to Do With Magnetic Letters</i> list in the back of this packet.</p>	<p>Solve the problem. Joe had 10 fish. He gave 4 to a friend. How many does he have left? </p>	<p>What are some things that are up high in your home? What are some things that are down low in your home?</p>
<p>Sing the nursery rhyme, <i>I'm a Little Teapot</i> with someone in your family. </p>	<p>Can you name some tools or vehicles that builders use? How do they work? Draw one of them.</p>	<p>Sing the ABC Song. Point to the letters on your chart in the back of this packet as you sing. Name these letters: J D F</p>	<p>Pick one thing from the <i>8 Things to Do With Play-Dough</i> list in the back of this packet.</p>	<p>Find a deck of cards. Pull out the numbers 2-9. Turn them face down. Turn one over. Count out that number of pennies. Turn over another card.</p>
<p>Birds use wings to fly. Name four other creatures that can fly. Draw one of them.</p>	<p>Can you balance? Pick up one foot and count to ten. Now try the other foot.</p>	<p>Can you draw a square? Now find or name 3 objects that are shaped like squares.</p>	<p>Pick one thing from the <i>9 Things to Do With Magnetic Letters</i> list in the back of this packet.</p>	<p>Name these numbers: 4 8 12 14 3 7 10 1</p>
<p>Think about your favorite book. Can you retell most of the story using the pictures in the book to help you?</p>	<p>Can you say your name when someone asks you? Can you say your full name – first and last?</p>	<p>A ball is a sphere. Can you name some other objects that are spheres?</p>	<p>What do you want to learn most when you go to kindergarten?</p>	<p>Sing the ABC Song. Point to the letters on your chart in the back of this packet as you sing. Name these letters: I K U</p>


8 Things to Do With Play-Dough

- Have your child roll the play-dough into logs to make letters, numbers, and shapes.
- Let your child play with the dough — squeezing, rolling, pinching, and pulling it to strengthen small hand muscles that help with writing.
- Tell your child a number between 1 and 10 and have him/her make the same number of play-dough balls.
- Help your child use the play-dough to create 3 dimensional sculptures such as trees, people, and animals. Help your child imagine what shapes to use to make the sculptures.
- Make a group of play-dough balls between 1 and 10. Have your child make more, less, or the same number of balls as you.
- You and your child make characters out of the play-dough. Then use the characters to act out a story.
- Gather materials from around the house and yard such as a fork, shell, pinecone, leaf, feather, and beads. Press the objects into the play-dough to create a design. Talk about the designs.
- Roll the play-dough into a log. Use it to measure things around the house. Find things that are longer than the log and shorter than the log.




























9 Things to Do With Magnetic Letters

- Encourage your child to play with the letters on the refrigerator or on table. Playing with letters allows children to learn more about how they look.
- Have your child sort letters in a variety of ways — letters with long sticks, letters with circles, letters with tunnels, letters with dots, letters with slanted sticks, and letters with short sticks.
- Put the letters in the order of the alphabet. Then have your child point to them and sing the alphabet song.
- A child's name is the most important word. Have your child make his/her name several times, mixing up the letters, putting the letters in order again and checking them with a written name card.
- Have your child sort letters by color. For example, find all the red letters and then name them.
- Using the alphabet chart, have your child match the magnetic letters to the letters on the chart.
- Have your child line up the letters randomly and then name them from left to right.
- Match uppercase and lowercase letters.
- Have your child pick a letter and then name something that begins with that letter.



The ABC Song

Aa 	Bb 	Cc 	Dd 	Ee 	Ff 	Gg 
Hh 	Ii 	Jj 	Kk 	Ll 	Mm 	Nn 
Oo 	Pp 	Qq 	Rr 	Ss 	Tt 	Uu 
Vv 	Ww 	Xx 	Yy 	Zz 