



College Application Checklist


 Did you know? Students who visit a highly selective college campus are up to 40% more likely to be accepted.	Spring of Junior Year	Summer before Senior Year	Fall of Senior Year	Winter & Spring of Senior Year & Beyond
Visit College Campuses and Attend College Fairs		Ongoing		
Register & Study for SAT		2023-2024 SAT test dates 8/26/23, 10/7/23, 11/4/23, 12/2/23, 3/9/24 (D)*, 5/4/24 (D)*, 6/1/2024 (D)*		
Register & Study for ACT		2023-2024 ACT test dates 9/9/23, 10/28/23, 12/9/23, 2/10/24, 4/13/24, 6/8/24, 7/13/24		
Finalize College List 3 reach, 3 target, 3 likely		Use Naviance college research tools to identify colleges that are the best match & fit.		
Apply to College		Many colleges begin accepting applications starting on August 1st . **Check college admissions websites for specific deadlines**		
Request Recommendations and Transcripts		Beginning August 1st , use Naviance to request transcripts and teacher letters of recommendation. **Talk to teacher recommenders <u>in person</u> before submitting your recommendation request in Naviance**		
Complete the FAFSA (Free Application for Federal Student Aid)			Submit FAFSA starting on December 1st **check college websites for more info. on financial aid deadlines**	
Apply for Scholarships			Scholarship applications can be due as early as September **Check scholarship websites for specific deadlines**	
Commit to a College		Students must commit to a college on or before National Decision Day, May 1st		

*(D) stands for Digital test. Learn more [here](#).

College Application Checklist

	Did you know? Naviance College, Career, and Life Readiness lessons can help you navigate the major milestones of your senior year?	Student Checklist	Parent or Guardian Checklist
Spring - Summer	Visit College Campuses and Attend College Fairs	<input type="checkbox"/> Engage with admissions reps in-person, over the phone, and through email.	<input type="checkbox"/> Work with your student to plan spring & summer visits to the colleges they are most interested in.
	Register & Study for SAT	<input type="checkbox"/> Go to www.collegeboard.org to register for the spring SAT. You can always take it again in the fall if you want a better score. <input type="checkbox"/> Come up with a study plan and stick to it!	<input type="checkbox"/> Talk to your student about paying for the SAT (\$50-65). Register early to avoid paying an extra \$30 late fee. **fee waivers are available**
	Register & Study for ACT	<input type="checkbox"/> Go to www.act.org to register for the spring ACT. You can always take it again in the fall if you want a better score. <input type="checkbox"/> Come up with a study plan and stick to it!	<input type="checkbox"/> Talk to your student about paying for the ACT (\$52-68). Register early to avoid paying an extra \$30 late fee. **fee waivers are available**
	Finalize College List 3 reach, 3 target, 3 likely	<input type="checkbox"/> Carefully consider the criteria you are looking for in a college and the admissions requirements for each school to finalize your college list and which deadlines you want to shoot for. **Use Naviance & college websites to help you make informed decisions about where to apply.**	<input type="checkbox"/> Talk to your student about where they are planning to apply and what criteria matters to them most.

College Application Checklist

 Did you know? You are twice as likely to get into a college if you apply for <u>Early Action</u> rather than Regular Decision.		Student Checklist	Parent or Guardian Checklist
Fall - Winter	Apply to College	<input type="checkbox"/> Refer to college admissions websites for more information on how to apply. Most colleges begin accepting applications on August 1st .	<input type="checkbox"/> Talk to your student about how to pay for college application fees. Fees can range from \$25 to \$90 per application. **fee waivers are available**
	Request Recommendations and Transcripts	<input type="checkbox"/> Speak to teachers directly to find out what they require in order to provide you with a written recommendation <input type="checkbox"/> Use Naviance to request ALL letters of <u>recommendation and transcripts for colleges you are applying to.</u>	
	Complete the FAFSA (Free Application for Federal Student Aid)	<input type="checkbox"/> Go to https://studentaid.gov/h/apply-for-aid to learn more about the FAFSA. <input type="checkbox"/> Submit your FAFSA application as early as December 1st .	<input type="checkbox"/> Parents and guardians should go to https://studentaid.gov/apply-for-aid/fafsa/filling-out to identify what financial information is needed to complete the FAFSA successfully.
	Apply for Scholarships	<input type="checkbox"/> Use resources like the Naviance Scholarship Search to find out which scholarships you're eligible for. <input type="checkbox"/> Apply well in advance of scholarship deadlines.	<input type="checkbox"/> Discuss finances with your student. Let them know if there is a "financial gap" between the costs of college that would not be met by household contributions + federal financial aid. How much will the student need from other sources in order to attend college?
	Commit to a College	<input type="checkbox"/> College Decision Day is May 1st but many colleges would like you to commit earlier!	<input type="checkbox"/> Talk to your student about each college they are accepted to. Is it a good fit for them? Academically? Culturally? Financially? Help them make their final decision.