

The BCHS Pre-Graduation Assembly
Graduation is on Saturday, 5/25, at
7:30am at Tropicana Field:
student arrival is at 6:30am
gates open for guests at 6:45am

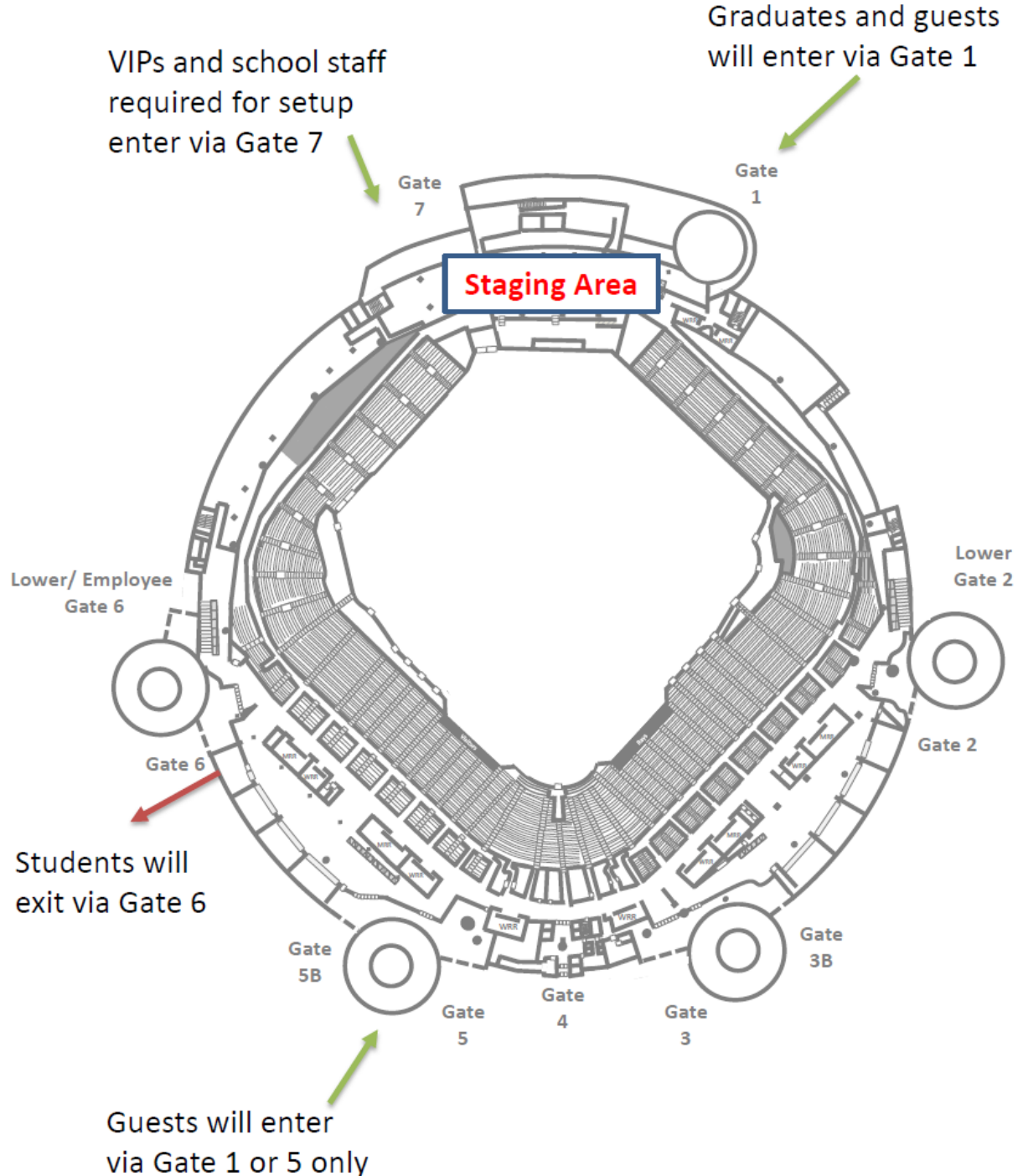


Tropicana Field Parking

- Parents, guests, and students will park in lot #1,2,4,6, or 7 (1st Avenue South to 16th Street). There is a \$10 charge per car for parking – **credit/debit card only**
- Lot 3 is reserved for rideshares (Uber, taxi, etc.)
- Parents and guests will enter through gate 1 or 5
- Graduates will enter through gate 1 (be there by 6:30am)
- Persons with disabilities should use gate 1
- Gates to enter the stadium open at 6:45am

http://tampabay.rays.mlb.com/tb/ballpark/parking_directions.jsp





VIPs and school staff
required for setup
enter via Gate 7

Graduates and guests
will enter via Gate 1

Staging Area

Lower/
Employee
Gate 6

Lower
Gate 2

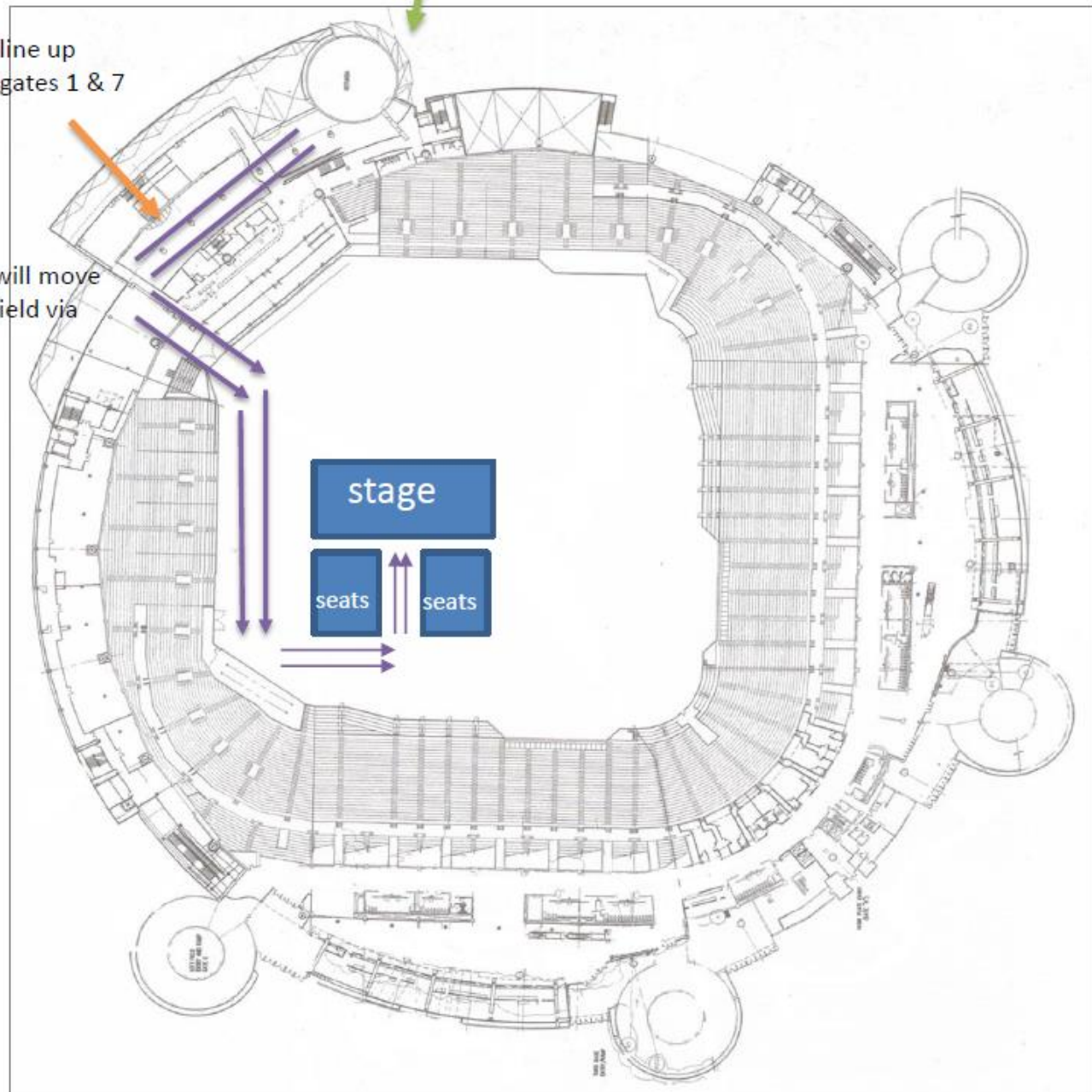
Students will
exit via Gate 6

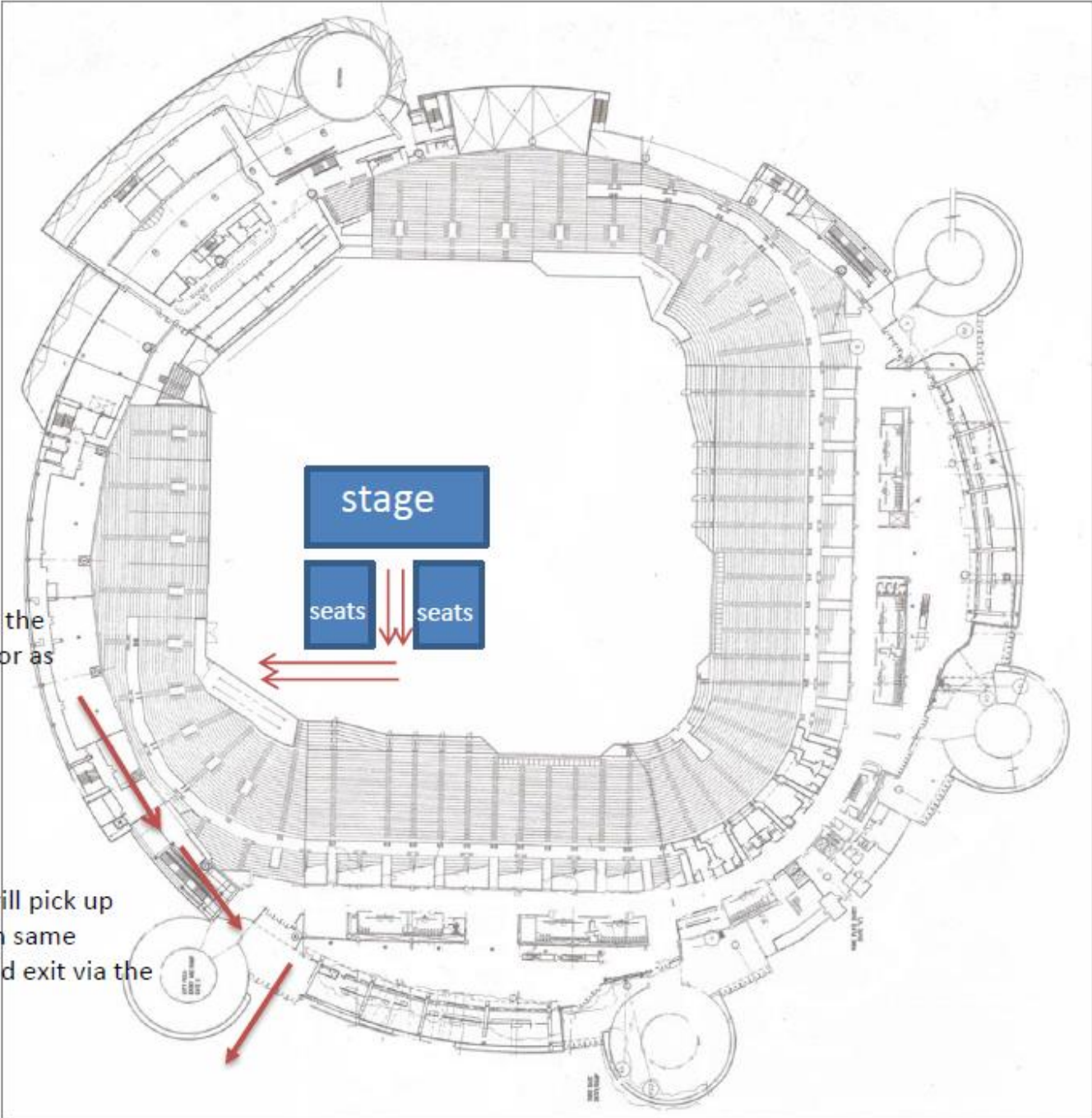
Guests will enter
via Gate 1 or 5 only

Students enter Gate 1

Students line up
between gates 1 & 7

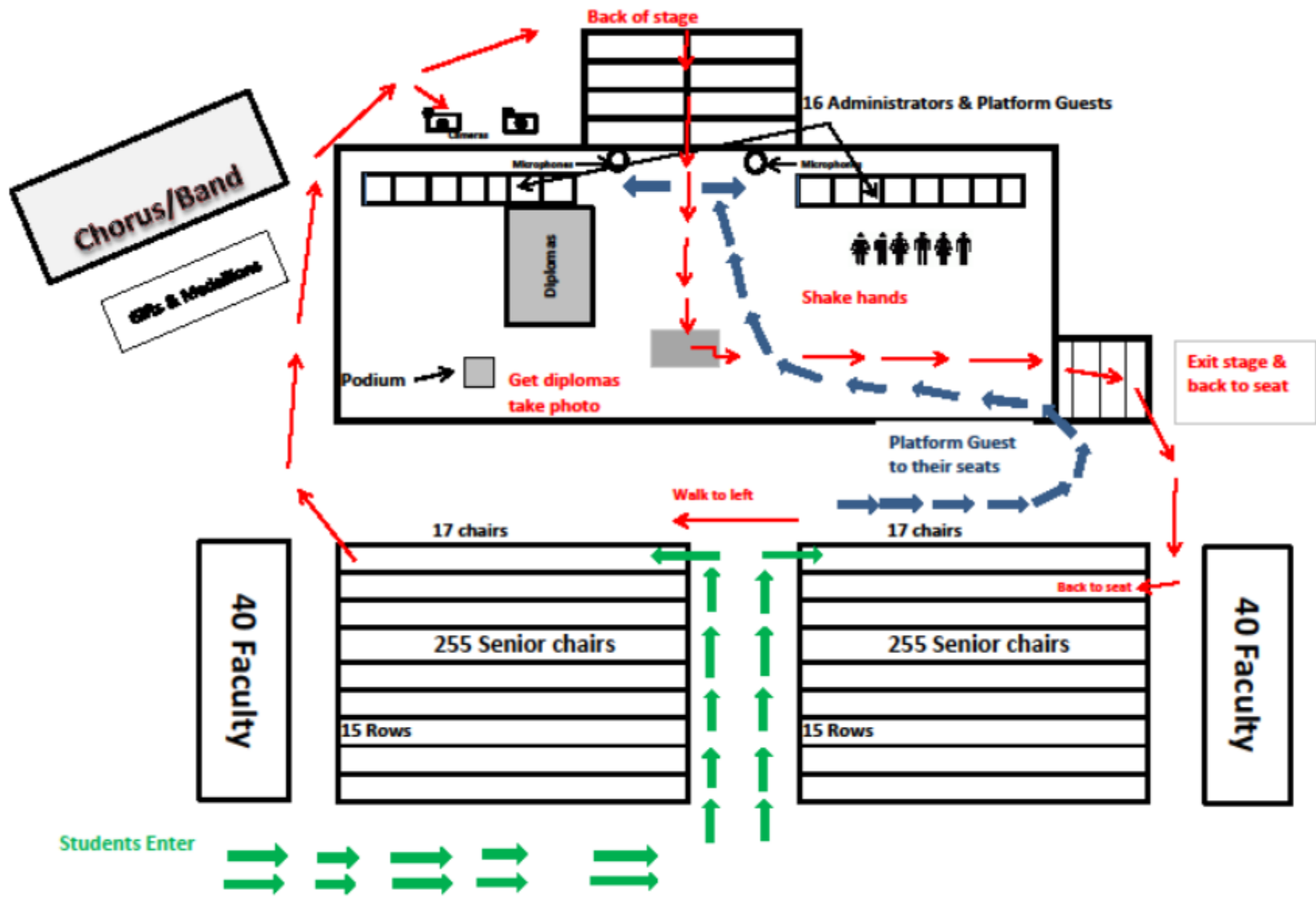
Students will move
onto the field via
outfield





Students will exit the field via same door as last year

Students will pick up diplomas in same location and exit via the escalator



Things for us to review:

- Dress for females – white dress and white or beige colored shoes, no tennis shoes or flip flops
- Dress for males – collared dress shirt (preferably white) with a necktie (dark tie) and dark shoes (no tennis shoes or flip flops)
- Leave all electronics with family or in your car
- Get rid of gum before you arrive
- All students will enter the stadium through a check in process, if you are not “ready” you will be turned away!

Things for us to review:

- Lining up process – by alpha
- Your 3x5 card
- Cap – tassel should be on your right side
- Cords and medallions
- Program agenda:
 - Processional
 - Pledge, National Anthem
 - Vigue welcome, intro of guests
 - Salutatorian speech
 - Valedictorian speech
 - Vigue speech
 - Presentation of diplomas (lots of hand shakes and smiles)
 - Tassels (right to left)
 - Recessional (order for exiting)

Things you and your family should not do:

- Bring balloons, flowers, noise makers, signs or strollers to the stadium (none will be allowed)
- Wear high heels
- Steal someone else's moment in the sun by calling out, etc.
- Anything that would not make everyone proud

After the ceremony:

- Hallway tables to pick up diploma or obligation notice. If you receive an obligation notice, you'll need to return to school to see the bookkeeper the day after graduation
- You'll exit through gate 6, so be sure to tell your family to meet you there
- Lots of opportunities for pictures with your family outside of gate 6 (or outside gate 1)
- Be safe