

2018-19 Middle and High Student Survey

run on 02/18/2019



surveys





Report Filters

School:

N/A

Race:

N/A

Grade:

N/A

Gender:

N/A

Ethnicity:

N/A

Tag:

N/A

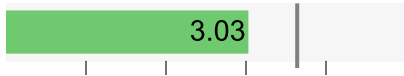


AdvancED Certified Content

Report Summary

Overall Score: 3.03

Network Average: 3.64




By Survey Section

Section Score | Network Average

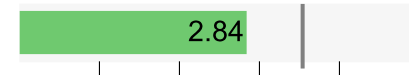
Purpose and Direction: 3.02

Network Average: 3.72




Governance and Leadership: 2.84

Network Average: 3.54




Teaching and Assessing for Learning: 3.06

Network Average: 3.66



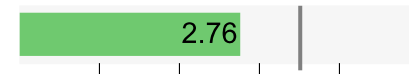
Resources and Support Systems: 2.99

Network Average: 3.54



Using Results for Continuous Improvement: 2.76

Network Average: 3.51





AdvancED Certified Content

Highest Scoring Items

E1: My school gives me multiple assessments to check my understanding of what was taught.



F6: In my school, I can participate in activities that interest me.



E2: My school provides me with challenging curriculum and learning experiences.



F3: In my school, a variety of resources are available to help me succeed (e.g., teaching staff, technology, media center).



D3: In my school, the principal and teachers have high expectations of me.






AdvancED Certified Content

Lowest Scoring Items

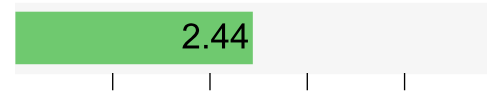
F2: In my school, students respect the property of others.




E9: All of my teachers change their teaching to meet my learning needs.



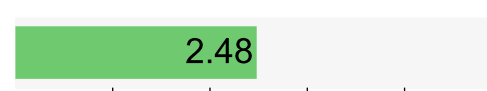
D2: In my school, students treat adults with respect.



F5: In my school, students help each other even if they are not friends.



F1: In my school, the building and grounds are safe, clean, and provide a healthy place for learning.





AdvancED Certified Content

Demographics

Number of Responses | Percentages of Total Responses

1. Gender

Male	73	41%
Female	107	59%

180 respondents

2. Race

American Indian or Alaska Native	1	1%
Asian	8	4%
Black or African American	11	6%
Native Hawaiian or Other Pacific Islander	1	1%
White	138	77%
Two or more races	19	11%

179 respondents

3. Ethnicity

Hispanic 30 17%

Not Hispanic or Latino 146 83%

176 respondents

4. Grade

6th grade 1%

8th grade 1%

9th grade 17 9%

10th grade 22 12%

11th grade 48 26%

12th grade 94 51%

183 respondents

AdvancED Certified Content

C. Purpose and Direction

Section score: 3.02 Network average: 3.72

	Strongly Agree	Agree	Neutral	Disagree	Strongly Disagree	Not Applicable
	5	4	3	2	1	
	Number of Responses					
	Percentage of Total Responses					
1. In my school, programs and services are available to help me succeed.	24	56	47	16	13	4
	15%	35%	29%	10%	8%	3%
	160 respondents					
2. In my school, the purpose and expectations are clearly explained to me and my family.	9	44	57	27	19	4
	6%	28%	36%	17%	12%	3%
	160 respondents					
3. In my school, a high quality education is offered.	17	54	47	22	16	4
	11%	34%	29%	14%	10%	3%
	160 respondents					
4. In my school, all students are treated with respect.	9	21	46	43	38	3
	6%	13%	29%	27%	24%	2%
	160 respondents					

5. In my school, teachers work together to improve student learning.	11	40	64	24	18	3
	7%	25%	40%	15%	11%	2%

160 respondents

D. Governance and Leadership

Section score: 2.84 Network average: 3.54

	Strongly Agree	Agree	Neutral	Disagree	Strongly Disagree	Not Applicable
	5	4	3	2	1	
	Number of Responses					
	Percentage of Total Responses					
1. In my school, rules are applied equally to all students.	12	29	37	36	36	6
	8%	19%	24%	23%	23%	4%
	156 respondents					
2. In my school, students treat adults with respect.	7	19	42	42	40	6
	4%	12%	27%	27%	26%	4%
	156 respondents					
3. In my school, the principal and teachers have high expectations of me.	18	63	48	17	5	5
	12%	40%	31%	11%	3%	3%
	156 respondents					

E. Teaching and Assessing for Learning

Section score: 3.06 Network average: 3.66

	Strongly Agree	Agree	Neutral	Disagree	Strongly Disagree	Not Applicable
	5	4	3	2	1	
	Number of Responses					
	Percentage of Total Responses					
1. My school gives me multiple assessments to check my understanding of what was taught.	30	58	33	13	6	5
	21%	40%	23%	9%	4%	3%
	145 respondents					
2. My school provides me with challenging curriculum and learning experiences.	21	66	34	8	11	5
	14%	46%	23%	6%	8%	3%
	145 respondents					
3. My school prepares me to deal with issues I may face in the future.	13	29	37	27	35	4
	9%	20%	26%	19%	24%	3%
	145 respondents					
4. My school motivates me to learn new things.	15	29	40	26	31	4
	10%	20%	28%	18%	21%	3%
	145 respondents					
5. My school offers opportunities for my family to become involved in school activities and my learning.	10	28	45	34	23	5
	7%	19%	31%	23%	16%	3%
	145 respondents					
6. My school makes sure there is at least one adult who knows me well and shows interest in my education and future.	21	40	22	35	23	4
	14%	28%	15%	24%	16%	3%
	145 respondents					
7. My school provides learning services for me according to my needs.	14	33	40	36	13	9

	10% 145 respondents	23%	28%	25%	9%	6%
8. All of my teachers use a variety of teaching methods and learning activities to help me develop the skills I will need to succeed.	18 12% 145 respondents	44 30%	42 29%	23 16%	14 10%	4 3%
9. All of my teachers change their teaching to meet my learning needs.	8 6% 145 respondents	15 10%	31 21%	46 32%	37 26%	8 6%
10. All of my teachers explain their expectations for learning and behavior so I can be successful.	12 8% 145 respondents	54 37%	40 28%	26 18%	9 6%	4 3%
11. All of my teachers use tests, projects, presentations, and portfolios to check my understanding of what was taught.	24 17% 145 respondents	57 39%	32 22%	17 12%	11 8%	4 3%
12. All of my teachers provide me with information about my learning and grades.	14 10% 145 respondents	53 37%	44 30%	20 14%	9 6%	5 3%
13. All of my teachers keep my family informed of my academic progress.	9 6% 145 respondents	27 19%	32 22%	38 26%	35 24%	4 3%
14. All of my teachers fairly grade and evaluate my work.	18 12% 145 respondents	48 33%	44 30%	15 10%	16 11%	4 3%

F. Resources and Support Systems

Section score: 2.99 Network average: 3.54

	Strongly Agree	Agree	Neutral	Disagree	Strongly Disagree	Not Applicable
	5	4	3	2	1	
	Number of Responses					
	Percentage of Total Responses					
1. In my school, the building and grounds are safe, clean, and provide a healthy place for learning.	5	22	32	40	32	6
	4%	16%	23%	29%	23%	4%
	137 respondents					
2. In my school, students respect the property of others.	4	21	28	28	50	6
	3%	15%	20%	20%	36%	4%
	137 respondents					
3. In my school, a variety of resources are available to help me succeed (e.g., teaching staff, technology, media center).	19	55	41	11	7	4
	14%	40%	30%	8%	5%	3%
	137 respondents					
4. In my school, computers are up-to-date and used by teachers to help me learn.	20	42	44	11	15	5
	15%	31%	32%	8%	11%	4%
	137 respondents					
5. In my school, students help each other even if they are not friends.	7	22	30	32	39	7
	5%	16%	22%	23%	28%	5%
	137 respondents					
6. In my school, I can participate in activities that interest me.	25	60	27	8	13	4
	18%	44%	20%	6%	9%	3%
	137 respondents					
7. In my school, I have access to counseling, career planning, and other programs to help me in school.	17	53	36	15	12	4

12%
137 respondents

39%

26%

11%

9%

3%

G. Using Results for Continuous Improvement

Section score: 2.76 Network average: 3.51

	Strongly Agree	Agree	Neutral	Disagree	Strongly Disagree	Not Applicable
	5	4	3	2	1	
	Number of Responses					
	Percentage of Total Responses					
1. My school shares information about school success with my family and community members.	11	24	42	33	22	2
	8%	18%	31%	25%	16%	1%
	134 respondents					
2. My school considers students' opinions when planning ways to improve the school.	8	23	29	27	42	5
	6%	17%	22%	20%	31%	4%
	134 respondents					
3. My school prepares me for success in the next school year.	13	35	47	19	16	4
	10%	26%	35%	14%	12%	3%
	134 respondents					

H. Open-Ended Questions

1. What do you like best about your school?
2. What do you like least about your school?
3. What is one suggestion you would like to offer to improve your school?