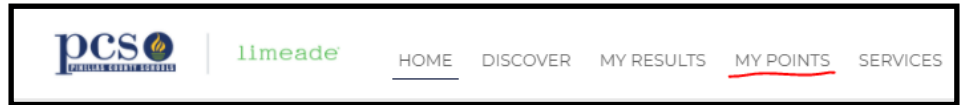


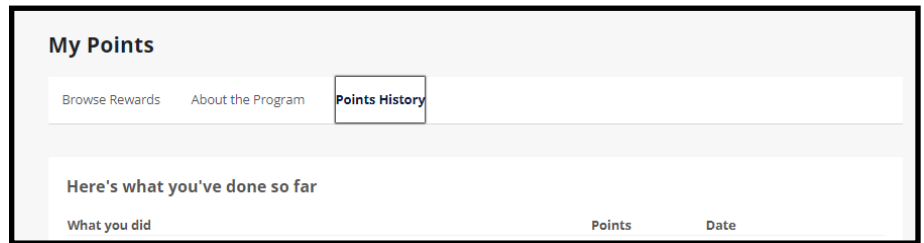
How to Check Your Limeade Points

On the website...

1. Once logged into pcsb.limeade.com, members can click on My Points at the top of the home page.

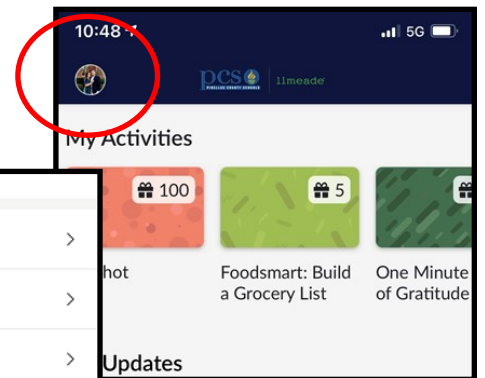


2. On the My Points page, click on Point History to see all completed activities, the points you've earned, and the date you completed them.



On the phone app...

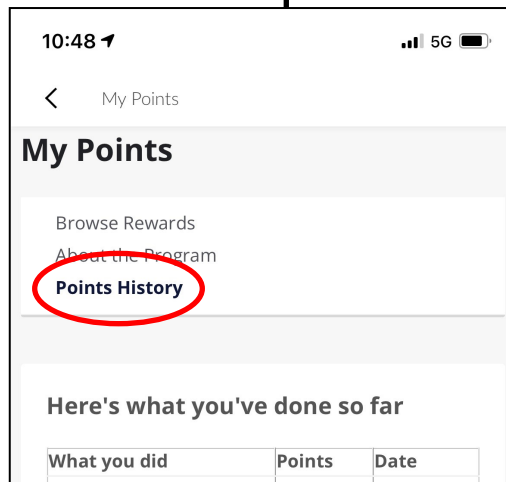
1. Once logged into the Limeade ONE app, members can click on their profile icon in the top left hand corner.



2. On your profile page, select My Points.



2. Then click on Point History to see all completed activities, the points you've earned, and the date you completed them.



IMPORTANT: If you do not see your preventative activity points (annual physical, well woman's exam. Colonoscopy, and mammogram) within 60 days of completing the activity, please contact Limeade support to report the missing credits.

Limeade support: support@limeade.com or 888-984-3638

For all other preventative activities (dental exam, vision exam, skin cancer screening, flu shot, and COVID-19 vaccine) [click here for directions on how to self-submit preventative exams](#).