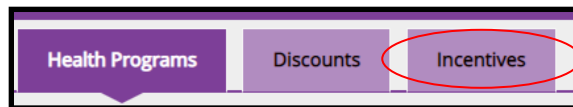
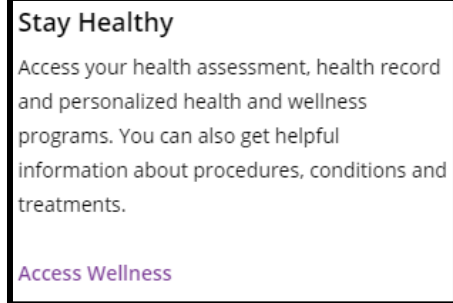



Where to check your Aetna Health Promise credits?

Members will be able to track how many credits they have earned through www.aetna.com.

Directions:

1. Members will login to www.aetna.com.
2. Click on the Stay Healthy tab.
3. Then click on "Access Wellness" in the first box labeled Stay Healthy.
4. Click on the *Incentive* tab.



5. There will be two options: Active Incentive Programs and Expired Incentive Programs.
 - A. The Active Incentive Program will contain 2020 Wellness Incentive Program and the Wellness Package incentive.
 - The 2020 Wellness will refer to the 5 or 8 credits needed for the overall Aetna Health Promise Incentive EE refers to the employee's credits and Spouse refers to a dependent spouse's credit. If you do not have a dependent spouse, the spouse option will still show as an option.
 - The Wellness Package incentive is an additional \$50 incentive employees can earn for completing an annual physical and a health assessment.
 - B. The Expired Incentive Program will contain the 2019 Wellness Incentive Program and the 2019 Wellness Package Incentive.
6. If you click on 2020 Wellness Incentive Program, at the top of the page you will see the total points earned and all the programs will appear below. You will be able to click on each incentive programs to see the details of credits earned.

Aetna continually works to enhance the function of the Aetna member website, therefore, the directions for checking credits may vary in the future.

Missing Credits?

If you are missing any credits, please reach out to the on-site Aetna representatives: Jessica O'Connell at pcs.oconnellj@pcsb.org or Gina DeOrsey at pcs.deorseyg@pcsb.org with your date of birth, the missing activity, and the date of the activity. Please note, credits can take 30-60 days to post to your Aetna Member website.