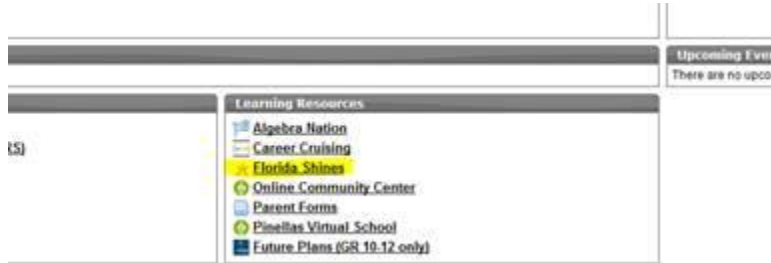


Florida Shines GUIDEBOOK

1. Click the "Florida Shines" Link under Learning Resources

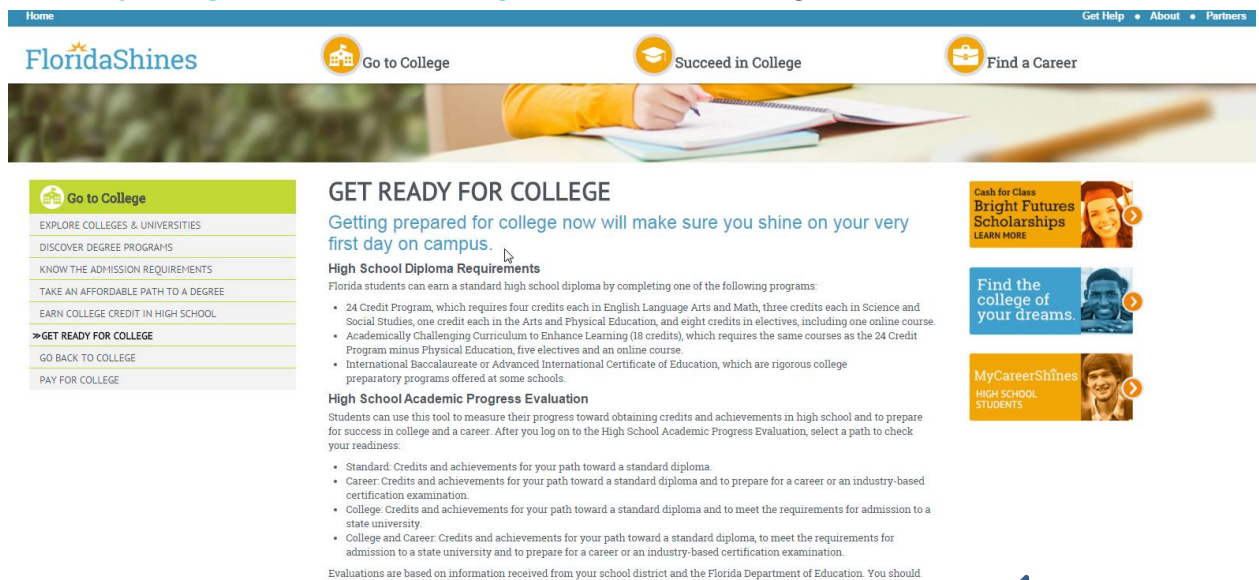
Parent:



Student:



2. Scroll down the page under the heading **High School Academic Progress Evaluation** and click on the **Start your High School Academic Progress Evaluation.** link to get started.



[Start your High School Academic Progress Evaluation.](#)



3. Select Pinellas from the drop down for District. Enter the last name of the student. Lastly, enter the Florida Student Identifier Number*, which is the student Social Security number with an X at the end or a 10-digit number provided by your school. Click Submit.

FloridaShines ✕

High School Academic Progress Evaluations

--- Select Your District ---

Enter Your Last Name:

Enter Your Student Identifier Number, Florida:

Your Student Identifier Number, Florida is your Social Security number with an X at the end or a 10-digit number provided by your school.

Submit

- * Students and parents can verify the **Student Identifier Number, Florida** in Focus.
- **Students:** <My Information>, <Demographic / Address Info>, <Classified>
 - **Parents (shown below):** <My Child>, <Child Info>, <Classified>

School Information My Child My Information Assignments & Grades Volunteers

Child Info

Search

- 504 Data
- Address
- Application Programs
- Attendance
- Classified**
- Concurrent Enrollment

Local Student ID	<input type="text"/>
FLA Student ID	<input type="text"/>
Free/Reduced Meals Program	<input type="text"/>
Bullied/Harassed - Disability	<input type="text"/>
Bullied/Harassed - Race	<input type="text"/>
Bullied or Harassed - Religion	<input type="text"/>

4. Click on the “My Progress” Tab to review the student’s overall graduation status. This tab will show the student’s unweighted GPA, a gauge for approximately how close the student is to meeting graduation requirements, and the progress the student is making meeting the course requirements for graduation. **Note: Courses that are in progress will show as complete and may change if the student is not successful.**

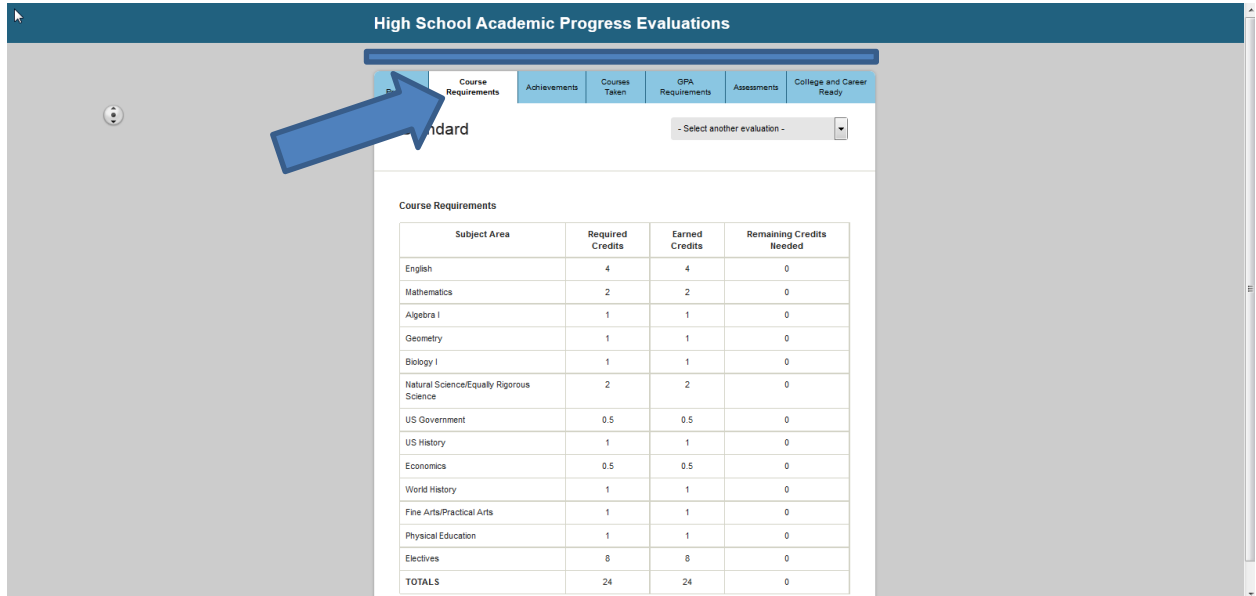
The screenshot shows the 'High School Academic Progress Evaluations' interface. At the top, there is a navigation bar with tabs: My Progress, Course Requirements, Achievements, Courses Taken, GPA Requirements, Assessments, and College and Career Ready. The 'My Progress' tab is selected. Below the navigation bar, there is a dropdown menu labeled 'Standard' with the text '- Select another evaluation -'. The main content area is titled 'My Progress' and features a large blue box displaying 'GPA 3.15' with the subtitle 'Earned Unweighted State GPA'. To the right of the GPA box is a semi-circular progress gauge with markers at 0%, 25%, 50%, 75%, and 100%. The needle is positioned at the 50% mark. Below the gauge is a text box explaining that the gauge represents an accumulation of overall progress in high school towards graduation, including credits and achievements. At the bottom of the 'My Progress' section, there are two progress bars: 'Credits' showing '24 out of 24 completed' and 'Achievements' showing '0 out of 1 completed'. A blue arrow points to the 'My Progress' tab.

5. Click on the “Select another evaluation” drop down located at the top right of the screen to have the student’s courses evaluated for college and/or career readiness.

The screenshot shows the 'High School Academic Progress Evaluations' interface. At the top, there is a navigation bar with tabs: My Progress, Course Requirements, Achievements, Courses Taken, GPA Requirements, Assessments, and College and Career Ready. The 'My Progress' tab is selected. Below the navigation bar, there is a dropdown menu labeled 'Standard' with the text '- Select another evaluation -'. The dropdown menu is open, showing the following options: '- Select another evaluation -', 'College and Career', 'College', 'Career', and 'Standard'. The main content area is titled 'My Progress' and features a large blue box displaying 'GPA 3.15' with the subtitle 'Earned Unweighted State GPA'. To the right of the GPA box is a semi-circular progress gauge with markers at 0%, 25%, 50%, 75%, and 100%. The needle is positioned at the 50% mark. Below the gauge is a text box explaining that the gauge represents an accumulation of overall progress in high school towards graduation, including credits and achievements. At the bottom of the 'My Progress' section, there are two progress bars: 'Credits' showing '24 out of 24 completed' and 'Achievements' showing '0 out of 1 completed'. A blue arrow points to the dropdown menu.

Other Resources

1. Click on the tab “Course Requirements” to see a simple review of where the student is with meeting the course requirements for graduation. Note: This does not include the online requirement or assessments needed for graduation.

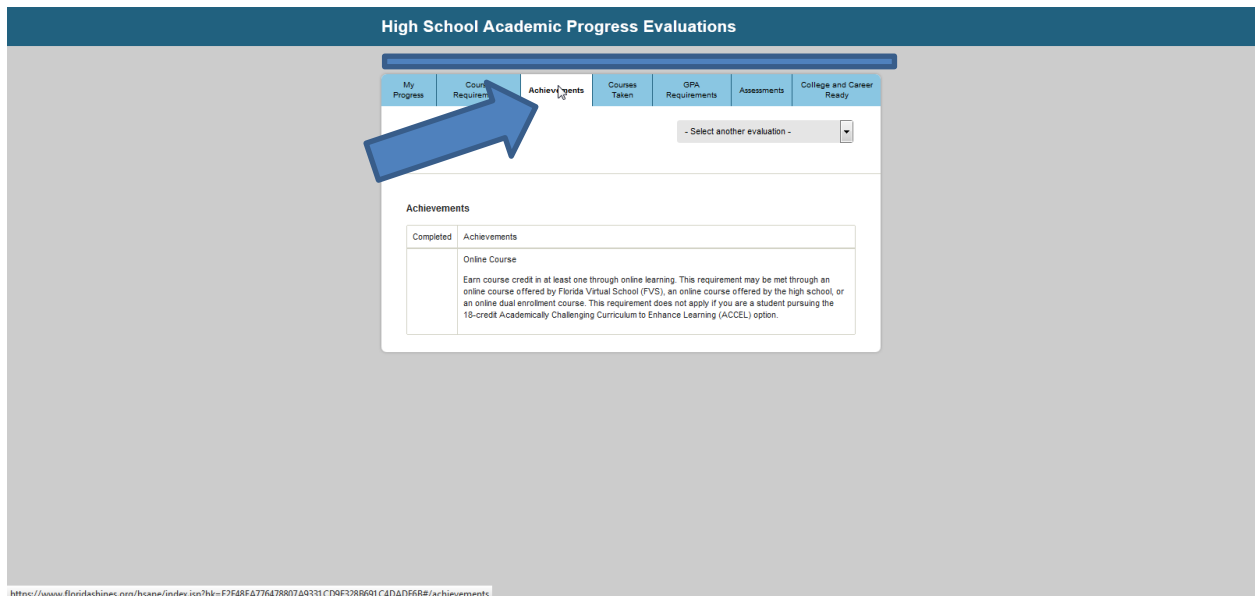


High School Academic Progress Evaluations

Course Requirements

Subject Area	Required Credits	Earned Credits	Remaining Credits Needed
English	4	4	0
Mathematics	2	2	0
Algebra I	1	1	0
Geometry	1	1	0
Biology I	1	1	0
Natural Science/Equally Rigorous Science	2	2	0
US Government	0.5	0.5	0
US History	1	1	0
Economics	0.5	0.5	0
World History	1	1	0
Fine Arts/Practical Arts	1	1	0
Physical Education	1	1	0
Electives	8	8	0
TOTALS	24	24	0

2. Clicking on the “Achievements” tab will highlight if the student has completed the online requirement, World Language courses if college bound, etc.



High School Academic Progress Evaluations

Achievements

Completed	Achievements
	<p>Online Course</p> <p>Earn course credit in at least one through online learning. This requirement may be met through an online course offered by Florida Virtual School (FVS), an online course offered by the high school, or an online dual enrollment course. This requirement does not apply if you are a student pursuing the 18-credit Academically Challenging Curriculum to Enhance Learning (ACCEL) option.</p>

<https://www.floridashines.org/hsape/index.jsp?hk=E2F48EA76478807A9331CD9F328B691C4AD466B#/achievements>

- Click on the “Courses Taken” tab to review the student’s course history including the courses the student is currently in progress with.

High School Academic Progress Evaluations

My Progress | Course Requirements | Achievements | **Courses Taken** | GPA Requirements | Assessments | College and Career Ready

Standards: - Select another evaluation -

Courses Taken
All courses are displayed, but not all courses are used in the evaluation.

Course Title	Course Number	Grade Level	Credits	Grade	Subject Area
Year 2010-2011 Term 3					
SPANISH I	0708340	07	.50	A	Electives
SPANISH I	0708340	07	.50	A	Electives
Year 2011-2012 Term 3					
SPANISH II	0708350	08	.50	B	Electives
SPANISH II	0708350	08	.50	B	Electives
ALGEBRA I HON	1200320	08	.50	B	Algebra I
ALGEBRA I HON	1200320	08	.50	B	Algebra I
INTEGRATED SCI HON	2002410	08	.50	B	Natural Science/Equally Rigorous Science
INTEGRATED SCI HON	2002410	08	.50	B	
Year 2012-2013 Term 1					
SPANISH 3 HON	0708360	09	.50	B	Electives
ENG HON I	1001320	09	.50	A	English

- Click on the “GPA Requirements” tab to learn more about where the student’s GPA is in comparison with graduation and admission with the Florida State University Systems schools.

High School Academic Progress Evaluations

My Progress | Course Requirements | Achievements | Courses Taken | **GPA Requirements** | Assessments | College and Career Ready

Grade Point Average (GPA) Requirements
Many Colleges and Universities also utilize a weighted GPA when making admissions decisions. Please contact the institution you plan to attend for additional information.

GPA 3.15
Earned Unweighted State GPA

Required Unweighted GPA for Graduation	2.0
Recommended for Career and Non-competitive College Admission	2.5
Recommended for Competitive College and University Admissions	3.5

State University Admission Profiles
The following table represents the academic profiles of first-time-in-college students admitted and registered in the state university system in Fall 2015. State universities consider many factors when admitting students. Challenge yourself and don't be discouraged!

University	Middle Range GPA
Florida Agricultural and Mechanical University (FAMU)	3.00 - 3.49
Florida Atlantic University (FAU)	3.52 - 4.25
Florida Gulf Coast University (FGCU)	3.32 - 4.06
Florida International University (FIU)	3.40 - 4.00
Florida Polytechnic University	4.08
Florida State University (FSU)	3.90 - 4.40
New College of Florida	3.78 - 4.39
University of Central Florida (UCF)	3.70 - 4.30
University of Florida (UF)	4.26 - 4.61

- Click on the "Assessments" tab to see where the student's assessments are in comparison with the college ready cut scores.

High School Academic Progress Evaluations

My Progress | Course Requirements | Achievements | Courses Taken | GPA Requirements | **Assessments** | College and Career Ready

Assessment for College and Career Entry

Students starting out in college or a career need to be well prepared. Your performance on various tests may help determine whether additional preparation may be necessary prior to graduation.

The ACT college-ready cut scores are: English 17, Math 19, and Reading 19.
 The PERT college-ready cut scores are: Writing 103, Math 114, and Reading 106.
 The SAT-I college-ready cut scores are: Verbal 440 and Math 440.

The table below displays your highest test scores. Dates are represented as MM/DD/YYYY.

	English	Mathematics	Reading	Composite
ACT				

	Writing	Mathematics	Reading
PERT	116 04/24/2015	124 05/21/2015	117 04/24/2015

	Verbal	Mathematics	Combined
SAT			

Great news! Based on your ACT, PERT, or SAT-I scores, you are college and career ready!

- Click on the "College and Career Ready" tab to see where the student's test scores are in comparison to the admission requirement for the Florida State University Systems schools.

High School Academic Progress Evaluations

My Progress | Course Requirements | Achievements | Courses Taken | GPA Requirements | Assessments | **College and Career Ready**

Your Profile

This snapshot represents your Earned Unweighted State GPA and your highest scores for College and Career Entry. Use your academic snapshot to compare your preparation across state universities with the table below.

GPA 3.15
Earned Unweighted State GPA

	English	Mathematics	Reading	Composite
ACT				

	Writing	Mathematics	Reading
PERT	116 04/24/2015	124 05/21/2015	117 04/24/2015

	Verbal	Mathematics	Combined
SAT			

State University Admission Profiles

The following table represents the academic profiles of first-time-in-college students admitted and registered in the state university system in Fall 2015. State universities consider many factors when admitting students. Challenge yourself and don't be discouraged!

University	SAT Reading Average	SAT Math Average	SAT Writing Average	Middle Range ACT	Middle Range GPA
Florida Agricultural and Mechanical University (FAMU)	470	470	460	21	3.00 - 3.49
Florida Atlantic University (FAU)	490-590	490-590	480-570	21 - 26	3.52 - 4.25

- Feel free to explore the rest of the site for helpful information about preparing for life after high school.