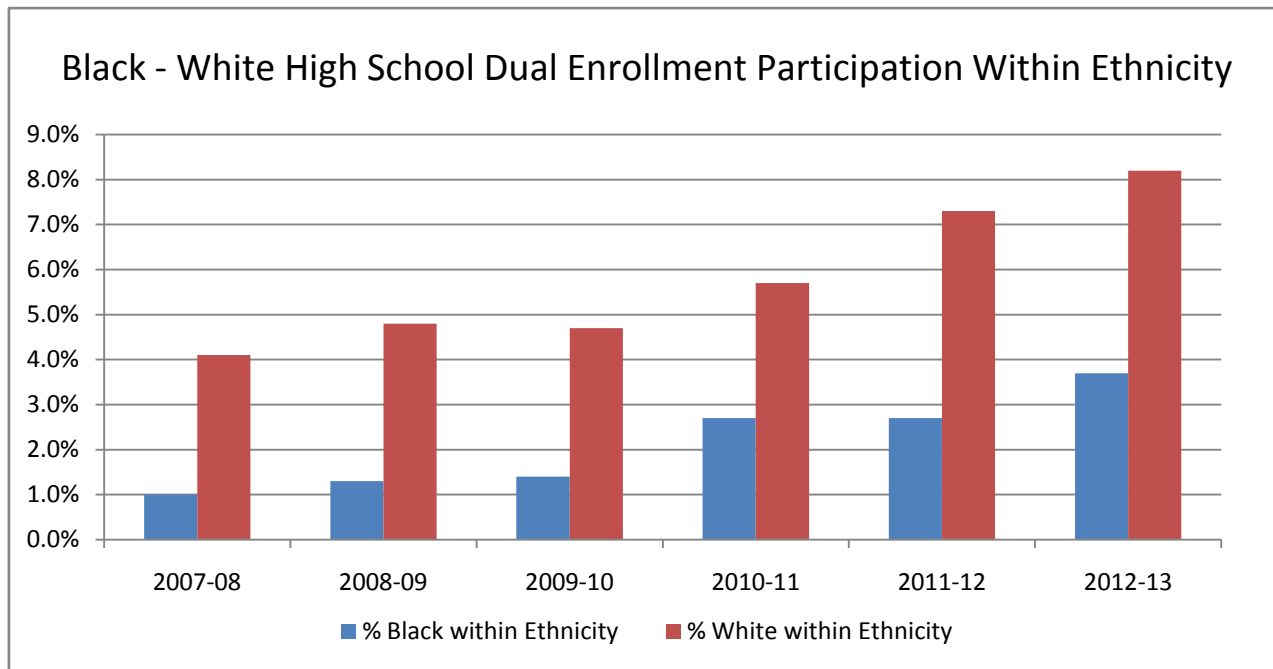


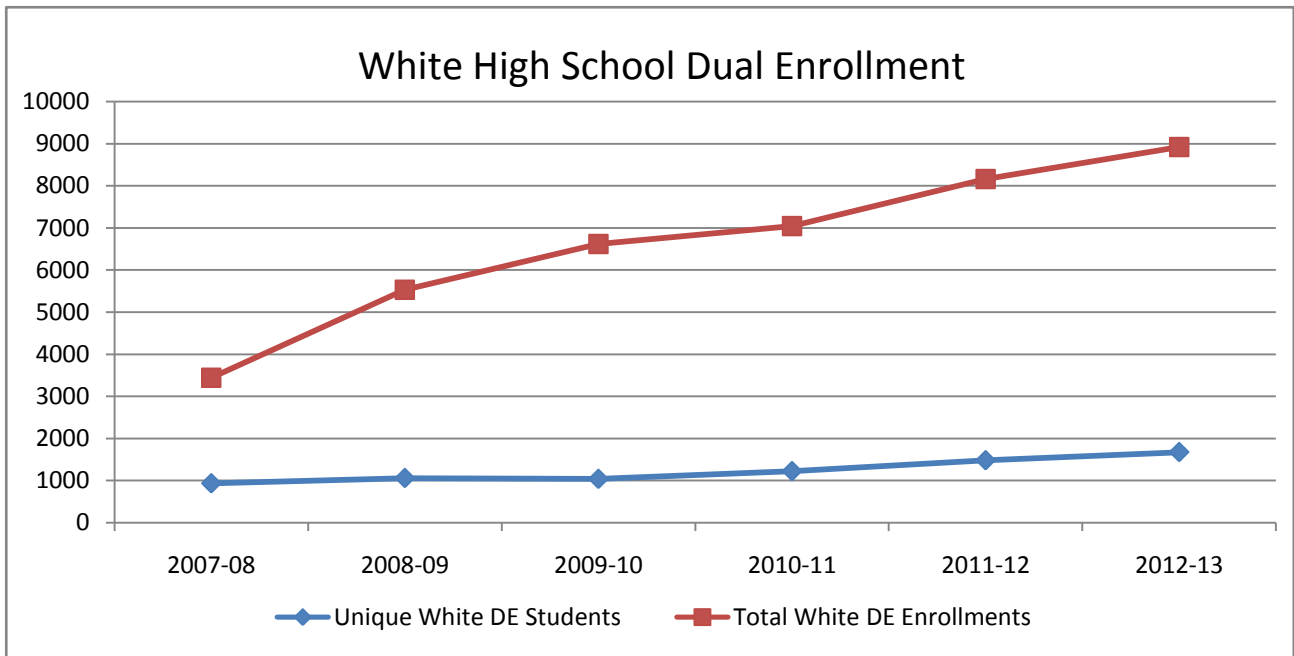
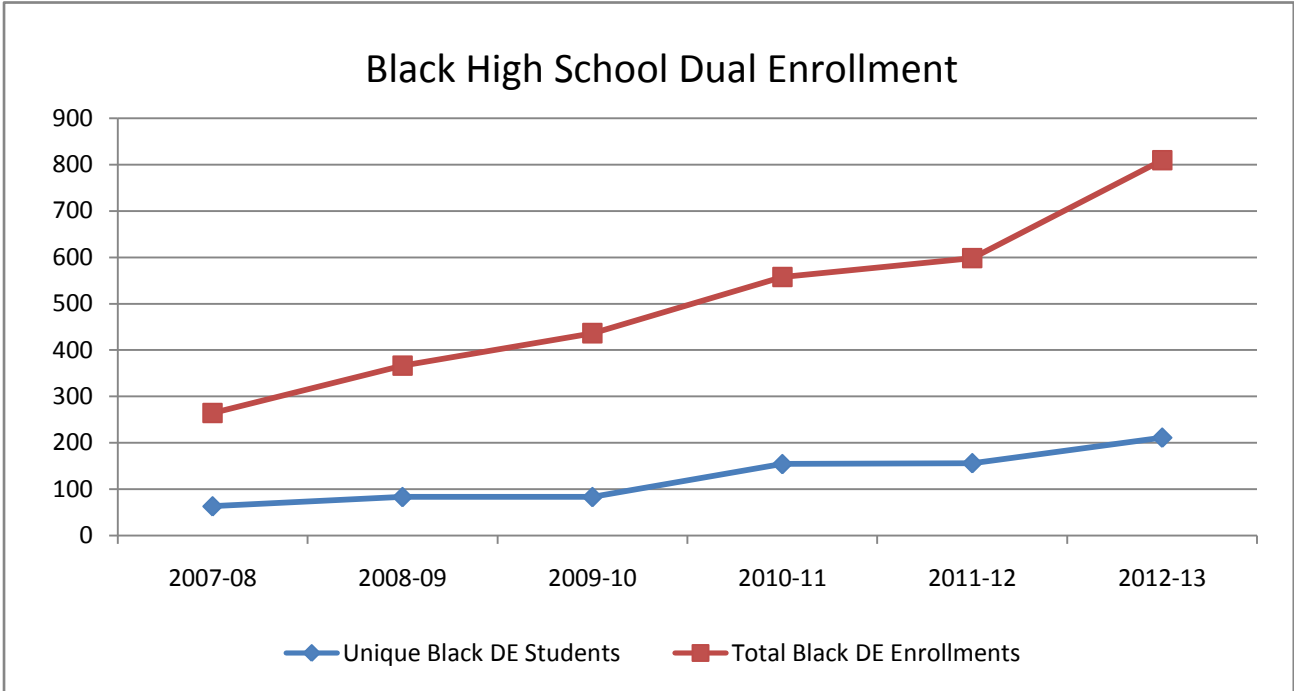
Dual Enrollment Student Enrollment 2007-08 to 2012-13

	2007-08	2008-09	2009-10	2010-11	2011-12	2012-13
Unique Black DE Students	63	83	83	154	156	211
% Black within Ethnicity	1.0%	1.3%	1.4%	2.7%	2.7%	3.7%
Total Black DE Enrollments	264	366	436	557	598	809

	2007-08	2008-09	2009-10	2010-11	2011-12	2012-13
Unique White DE Students	934	1059	1038	1223	1480	1674
% White within Ethnicity	4.1%	4.8%	4.7%	5.7%	7.3%	8.2%
Total White DE Enrollments	3440	5532	6618	7043	8164	8921

Total HS Enrollment (Feb)	2007-08	2008-09	2009-10	2010-11	2011-12	2012-13
Black	6556	6211	6040	5755	5780	5715
White	22923	22204	21961	21415	20279	20319



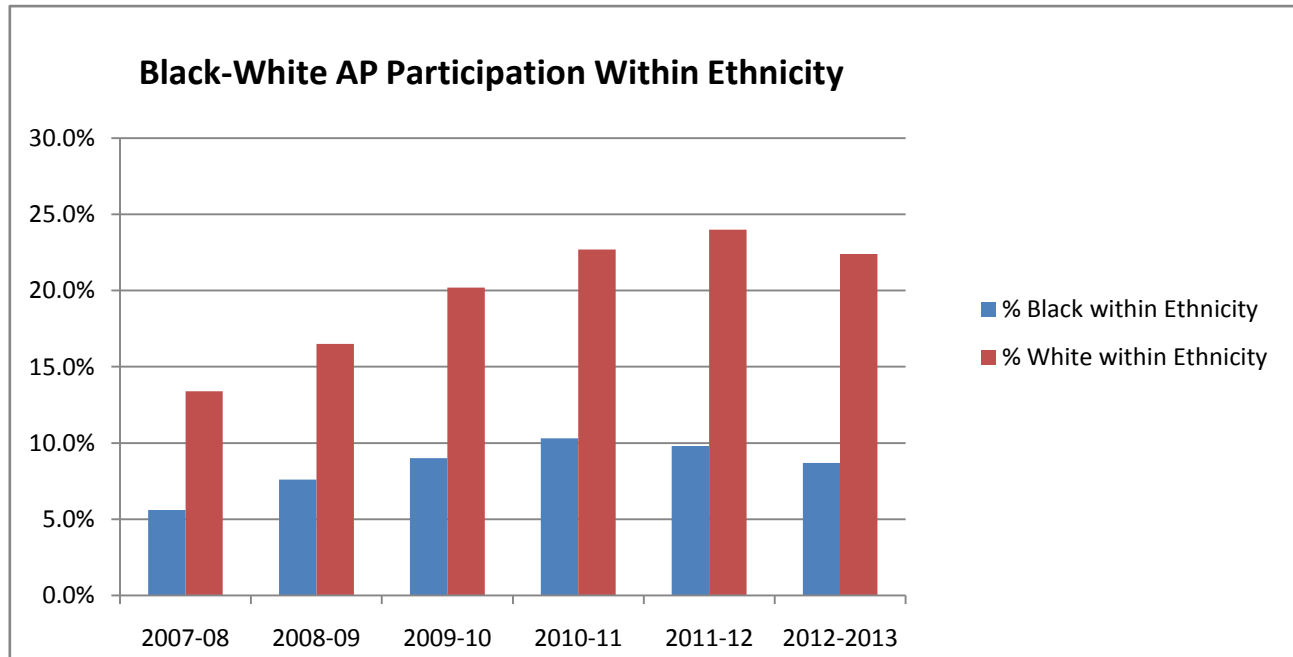


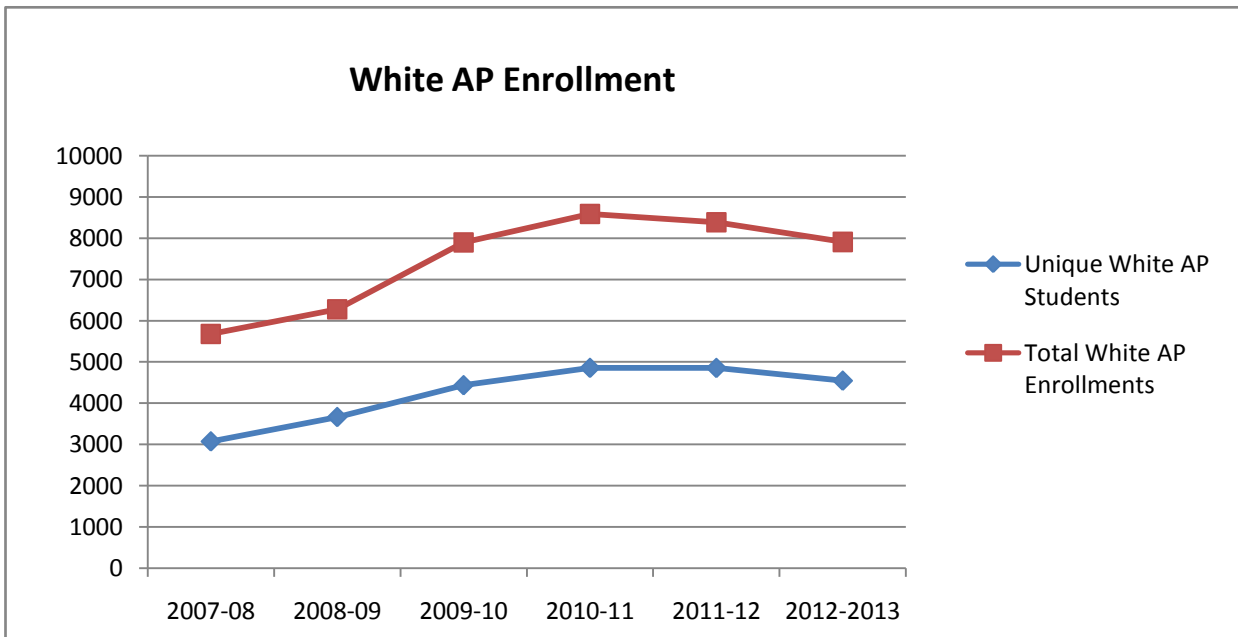
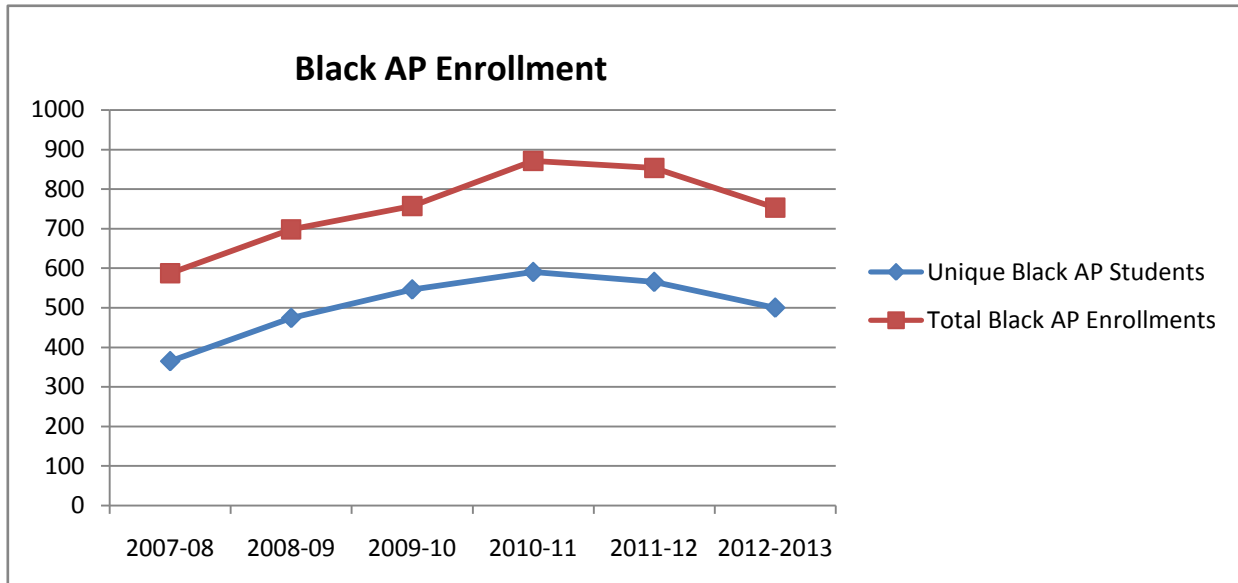
Advanced Placement Enrollment 2007-08 to 2012-13

	2007-08	2008-09	2009-10	2010-11	2011-12	2012-2013
Unique Black AP Students	365	474	546	590	565	500
% Black within Ethnicity	5.6%	7.6%	9.0%	10.3%	9.8%	8.7%
Total Black AP Enrollments	587	698	757	871	853	753

	2007-08	2008-09	2009-10	2010-11	2011-12	2012-2013
Unique White AP Students	3077	3669	4441	4862	4860	4551
% White within Ethnicity	13.4%	16.5%	20.2%	22.7%	24.0%	22.4%
Total White AP Enrollments	5681	6278	7901	8592	8389	7913

Total HS Enrollment (Feb)	2007-08	2008-09	2009-10	2010-11	2011-12	2012-2013
Black	6556	6211	6040	5755	5780	5715
White	22923	22204	21961	21415	20279	20319



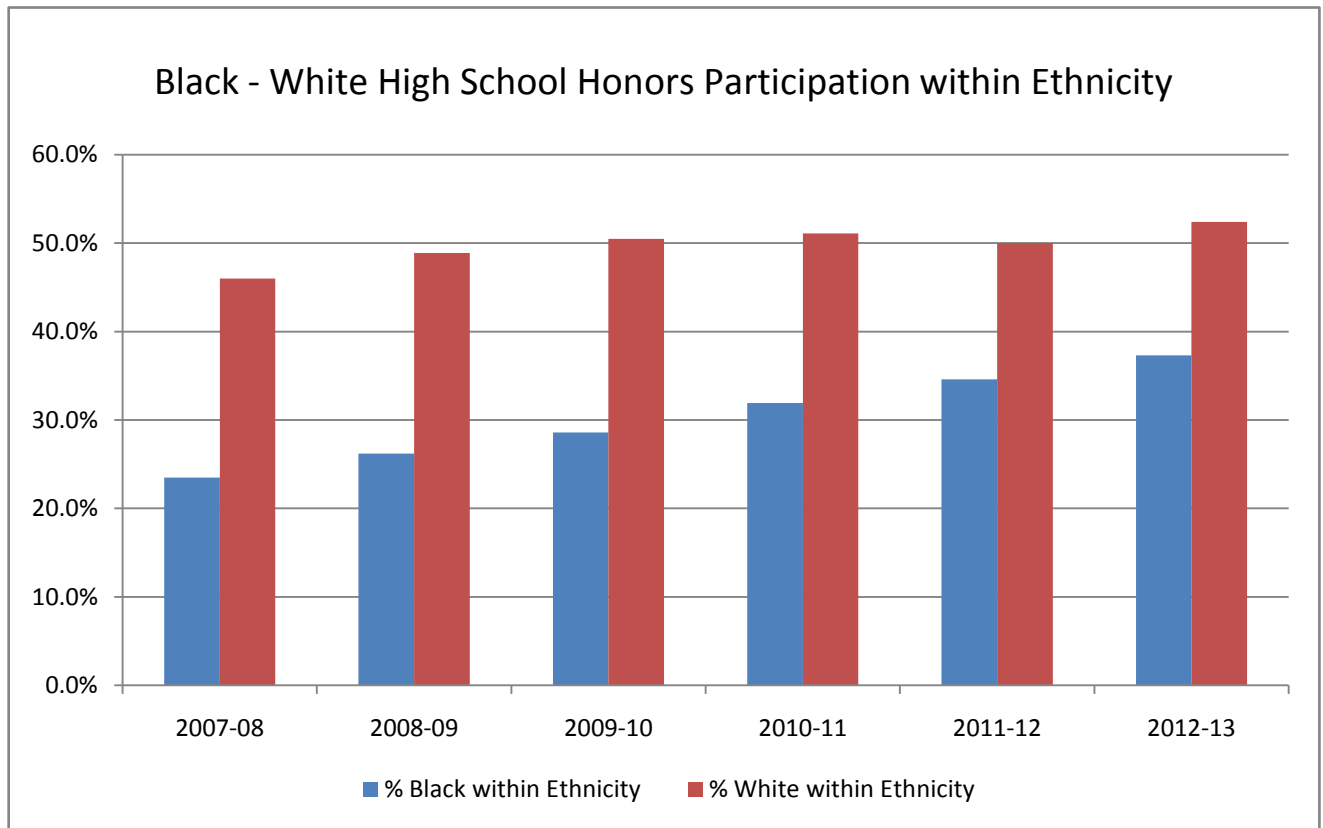


High School Honors Enrollment 2007-08 to 2012-13

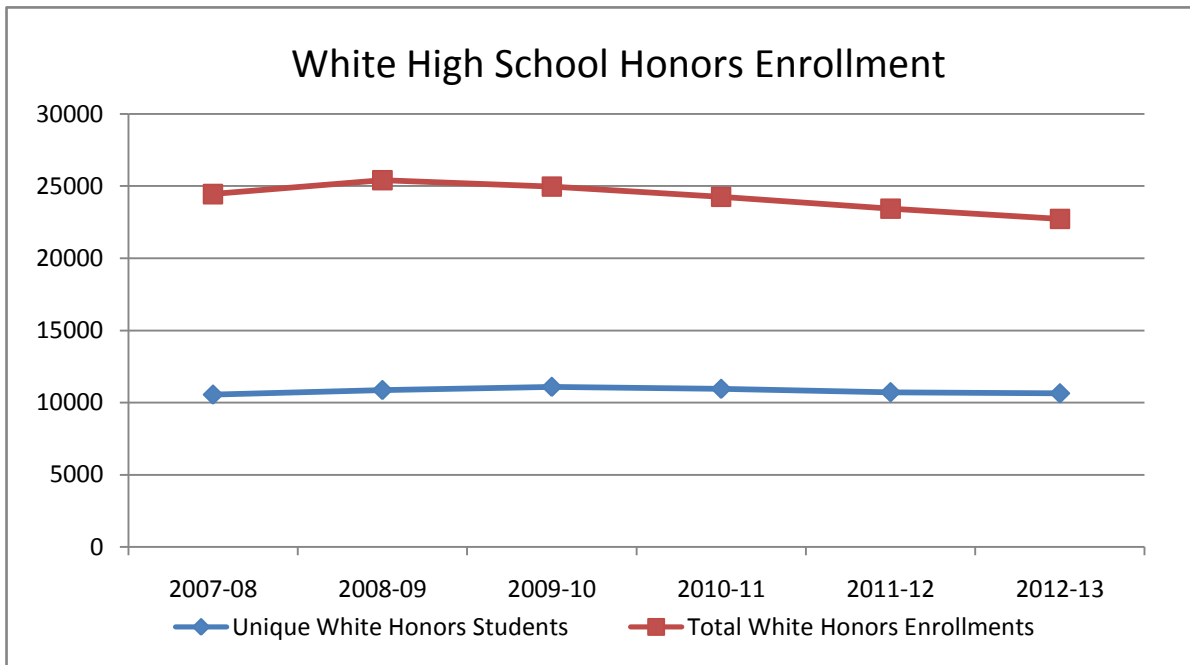
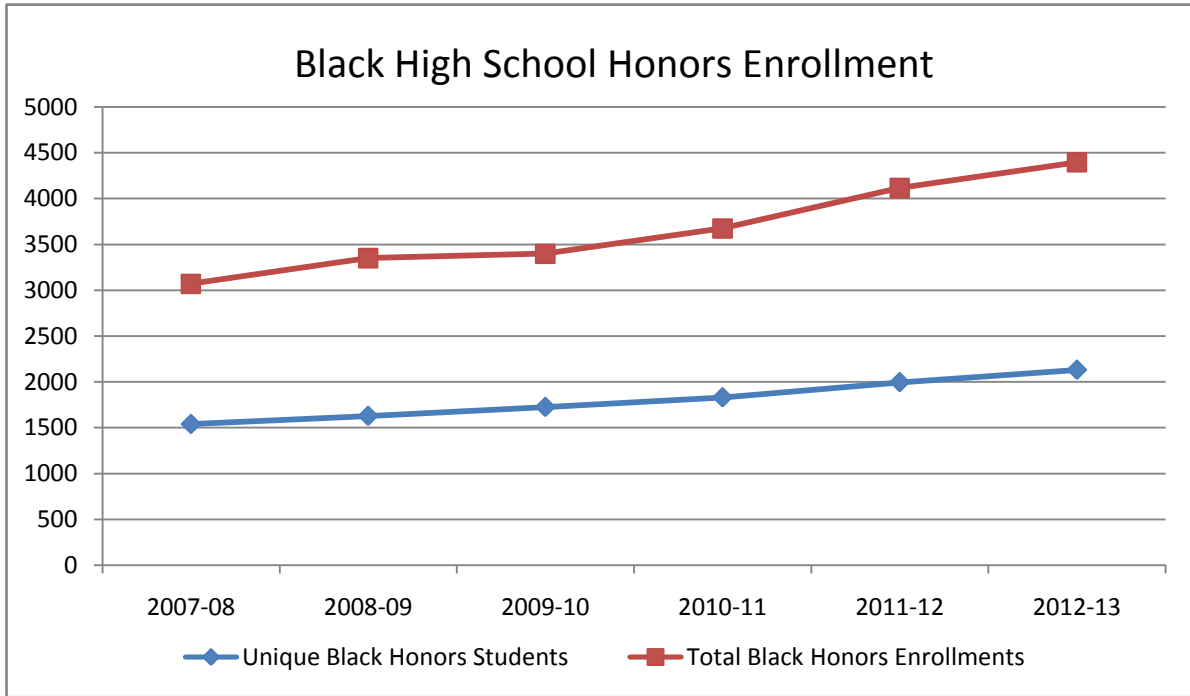
	2007-08	2008-09	2009-10	2010-11	2011-12	2012-13
Unique Black Honors Students	1541	1630	1727	1832	1997	2132
% Black within Ethnicity	23.5%	26.2%	28.6%	31.9%	34.6%	37.3%
Total Black Honors Enrollments	3072	3352	3399	3676	4117	4397

	2007-08	2008-09	2009-10	2010-11	2011-12	2012-13
Unique White Honors Students	10547	10868	11090	10951	10716	10639
% White within Ethnicity	46.0%	48.9%	50.5%	51.1%	50.0%	52.4%
Total White Honors Enrollment	24449	25407	24973	24255	23440	22737

Total HS Enrollment (Feb)	2007-08	2008-09	2009-10	2010-11	2011-12	2012-13
Black	6556	6211	6040	5755	5780	5715
White	22923	22204	21961	21415	20279	20319



High School Honors Enrollment 2007-08 to 2012-13

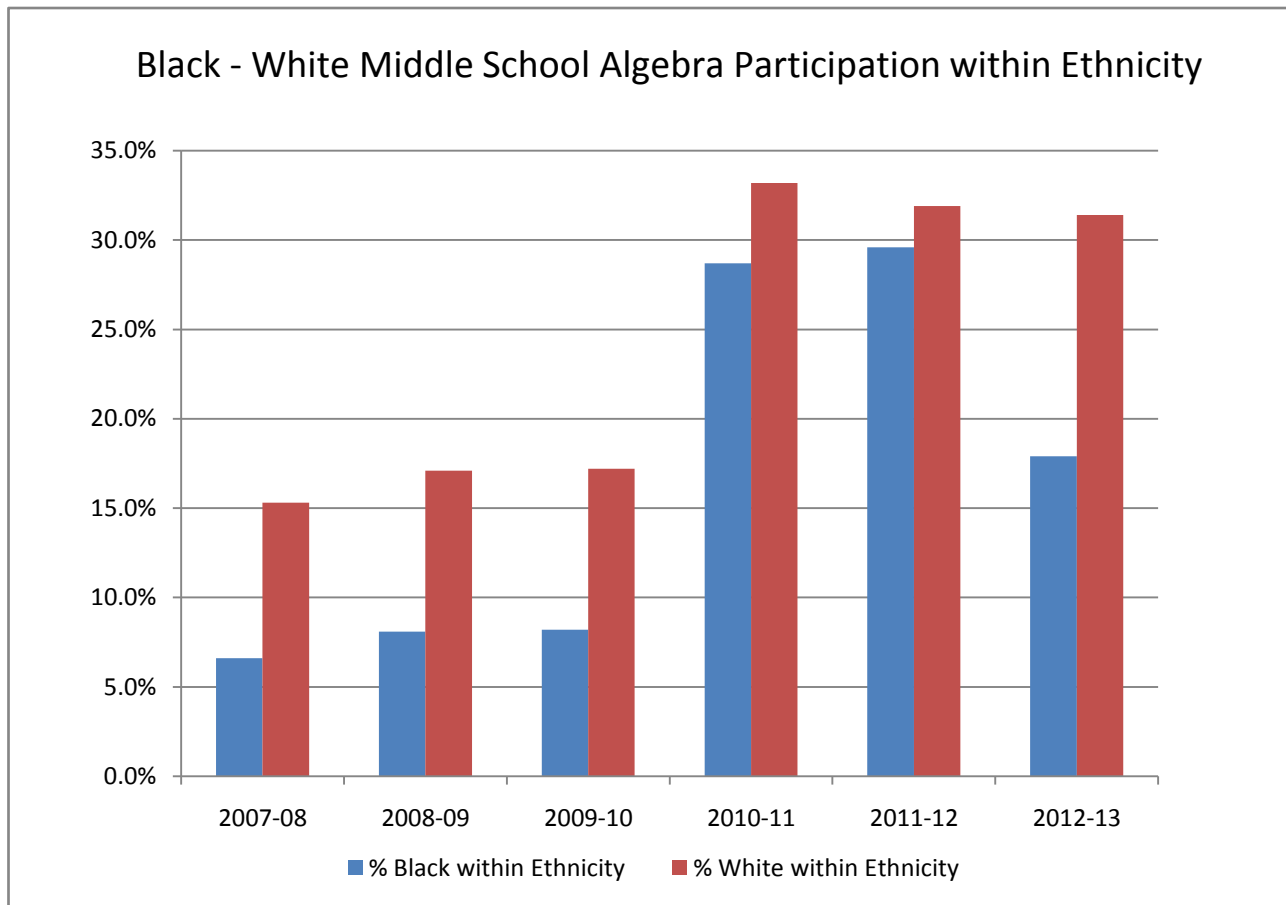


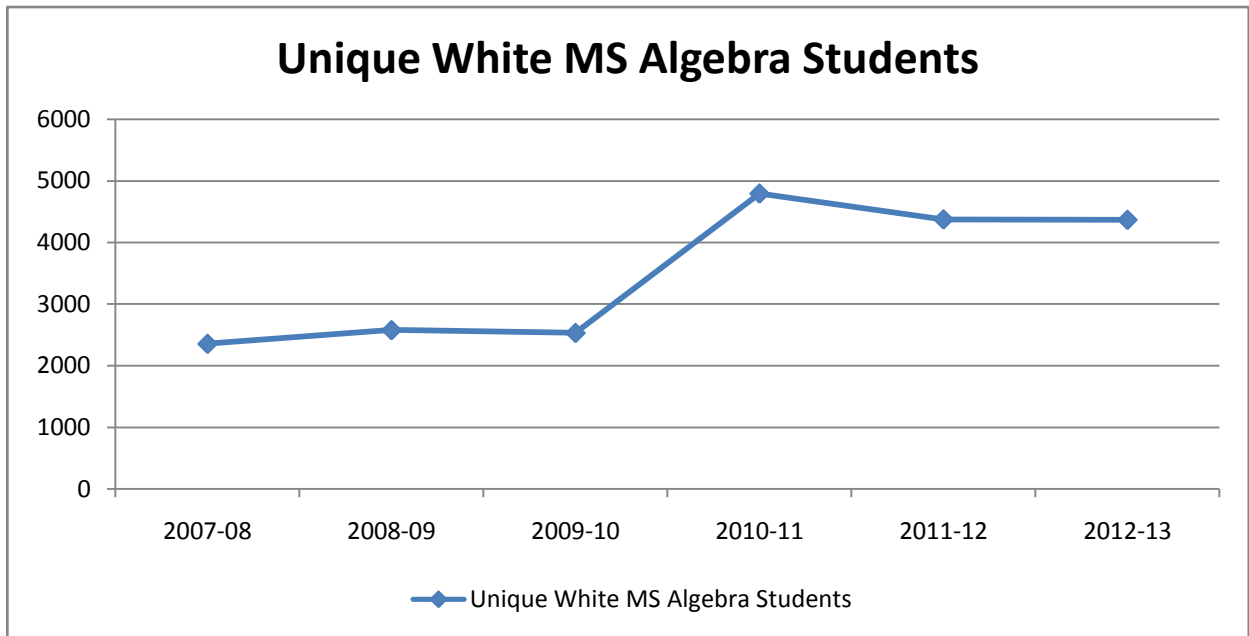
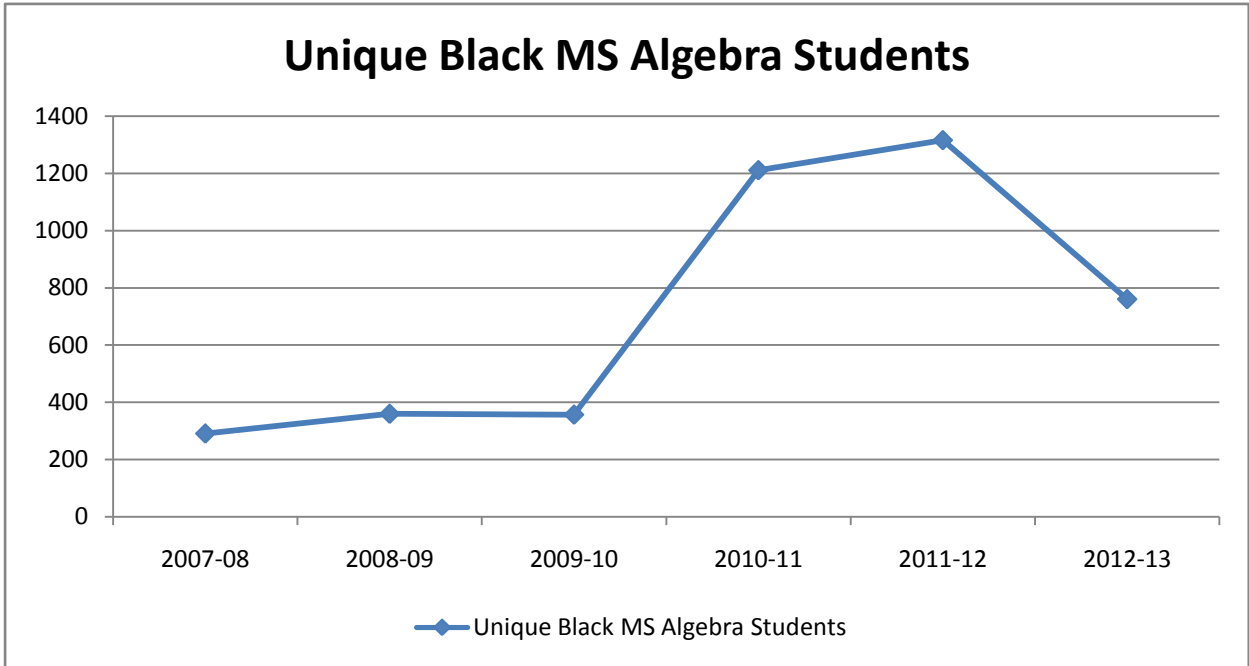
Middle School Algebra I Enrollment 2007-08 to 2012-13

	2007-08	2008-09	2009-10	2010-11	2011-12	2012-13
Unique Black MS Algebra Students	290	359	356	1211	1316	760
% Black within Ethnicity	6.6%	8.1%	8.2%	28.7%	29.6%	17.9%

	2007-08	2008-09	2009-10	2010-11	2011-12	2012-13
Unique White MS Algebra Students	2354	2576	2530	4791	4372	4365
% White within Ethnicity	15.3%	17.1%	17.2%	33.2%	31.9%	31.4%

Total MS Enrollment (Feb)	2007-08	2008-09	2009-10	2010-11	2011-12	2012-13
Black	4389	4435	4337	4225	4453	4250
White	15387	15029	14671	14449	13726	13902



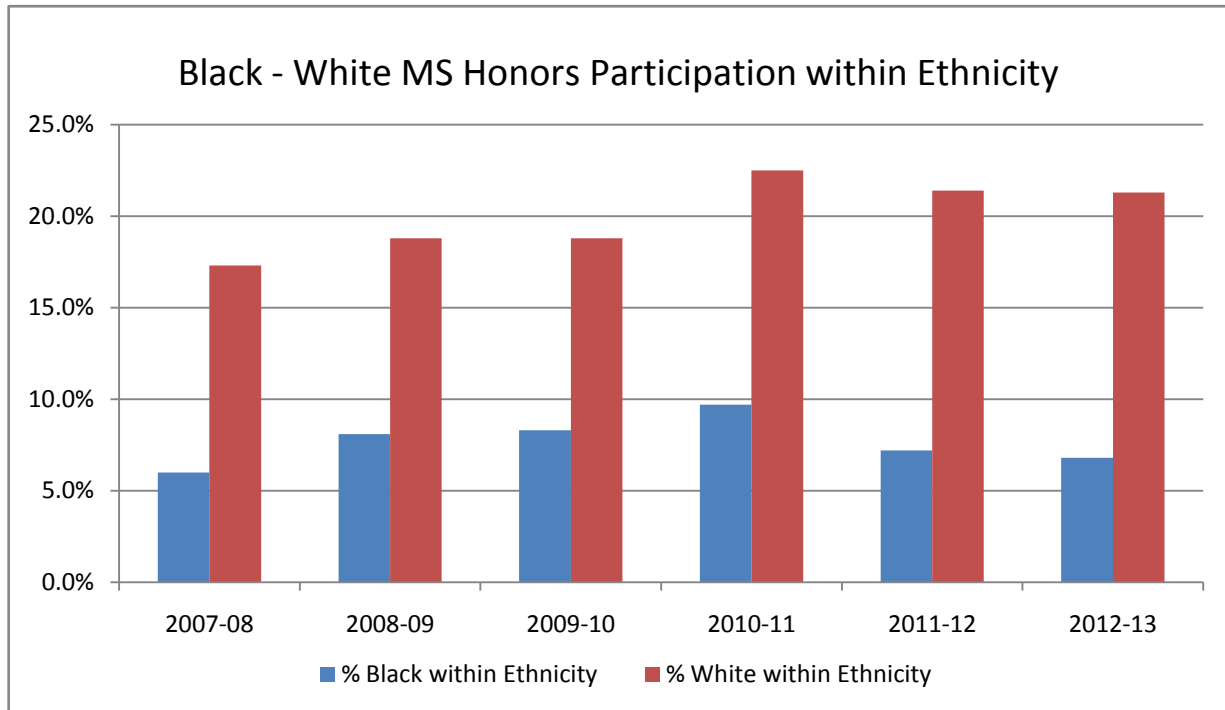


Middle School Honors Enrollment 2007-08 to 2012-13

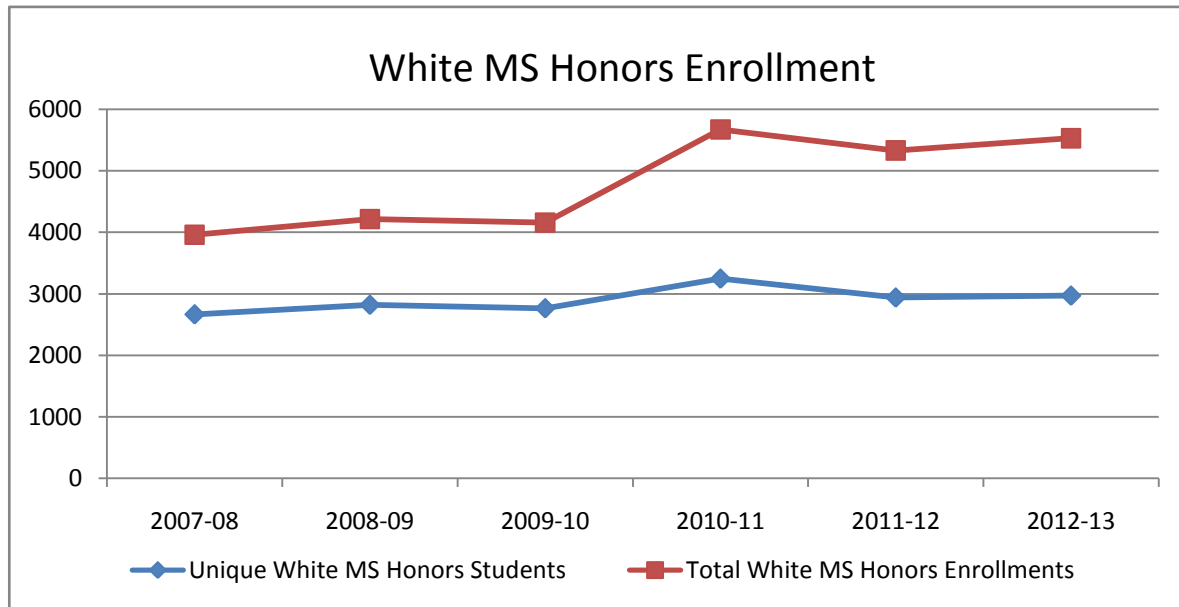
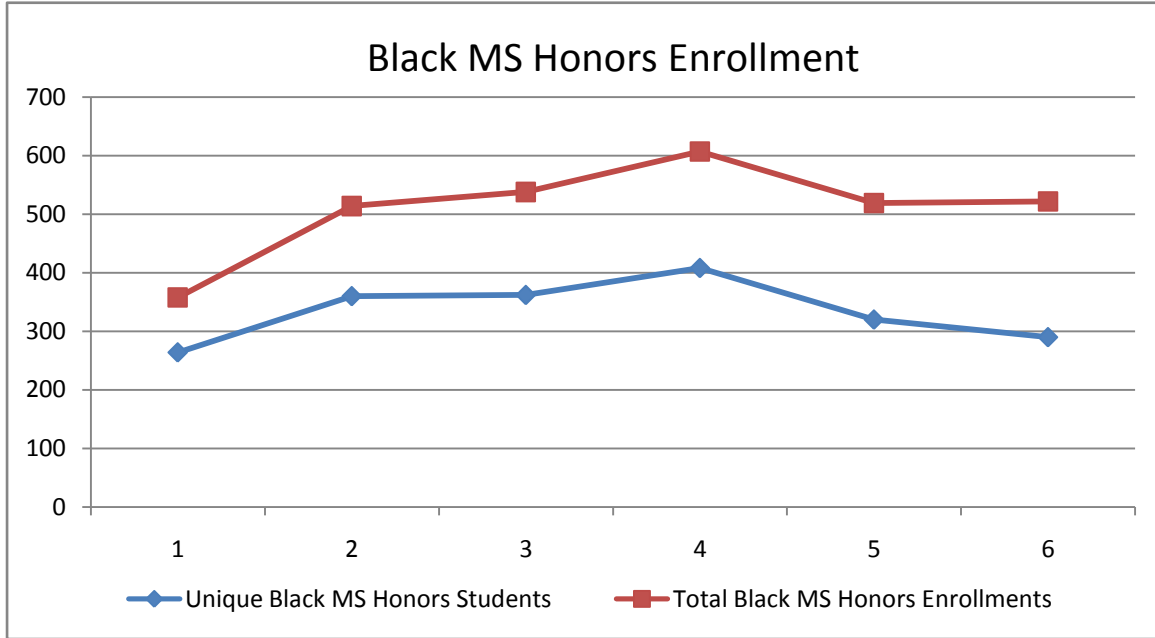
	2007-08	2008-09	2009-10	2010-11	2011-12	2012-13
Unique Black MS Honors Students	264	360	362	408	320	290
% Black within Ethnicity	6.0%	8.1%	8.3%	9.7%	7.2%	6.8%
Total Black MS Honors Enrollments	358	514	538	607	519	522

	2007-08	2008-09	2009-10	2010-11	2011-12	2012-13
Unique White MS Honors Students	2664	2819	2763	3244	2937	2968
% White within Ethnicity	17.3%	18.8%	18.8%	22.5%	21.4%	21.3%
Total White MS Honors Enrollments	3959	4213	4155	5671	5330	5529

Total MS Enrollment (Feb)	2007-08	2008-09	2009-10	2010-11	2011-12	2012-13
Black	4389	4435	4337	4225	4453	4250
White	15387	15029	14671	14449	13726	13902



Middle School Honors Enrollment 2007-08 to 2012-13



M/J Advanced MS Enrollment 2007-08 to 2012-13

	2007-08	2008-09	2009-10	2010-11	2011-12	2012-13
Unique Black MS M/J Advanced Students	1125	1419	1456	1320	1412	1256
% Black within Ethnicity	25.6%	32.0%	33.6%	31.2%	31.7%	29.6%
Total Black MS M/J Advanced Enrollments	2357	2835	3117	2757	2790	2960

	2007-08	2008-09	2009-10	2010-11	2011-12	2012-13
Unique White MS M/J Advanced Students	8033	8762	8753	8572	8252	7933
% White within Ethnicity	52.2%	58.3%	59.7%	59.3%	60.1%	57.1%
Total White MS M/J Advanced Enrollments	19153	20746	22109	21340	20144	19810

Total MS Enrollment (Feb)	2007-08	2008-09	2009-10	2010-11	2011-12	2012-13
Black	4389	4435	4337	4225	4453	4250
White	15387	15029	14671	14449	13726	13902

