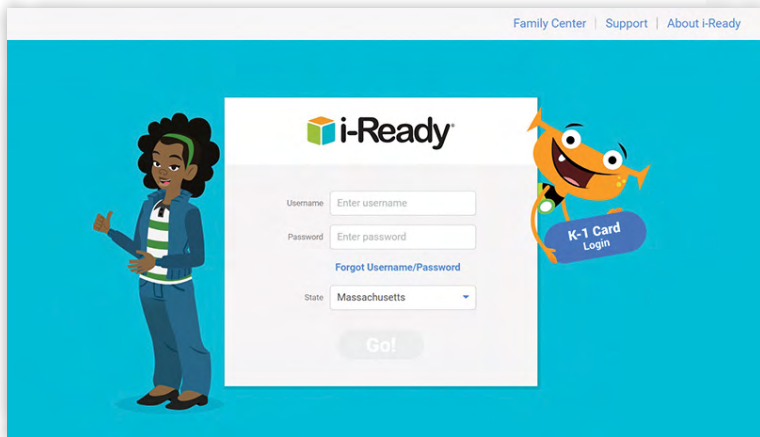


Bookshelf Navigation Family Letter

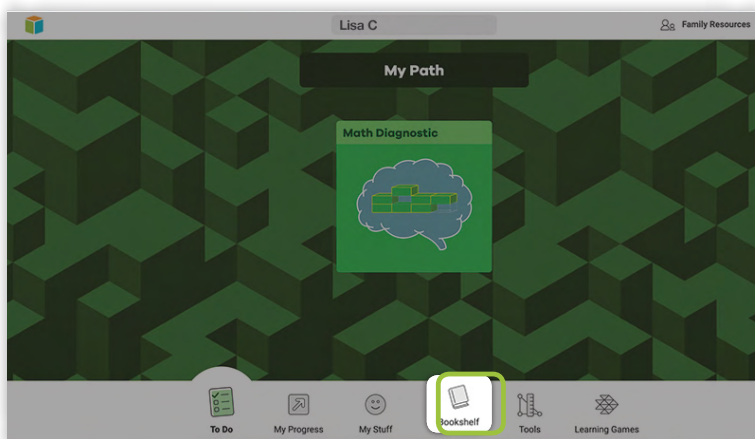
Navigating to the *Ready Classroom Mathematics* Family Resources

At Curriculum Associates, we believe families should have the tools and resources to support their student's learning at home. We provide a digital copy of the Student Worktext through the student dashboard as well as activities for you to explore mathematics with your student through the Family Resources page. Here you will find step-by-step instructions for accessing those resources at home.



Step 1:

In order to access the Family Resources, you will need to navigate to [i-Ready.com](https://www.i-Ready.com). You can get your student's username and password from their teacher. If your child's school uses Clever for single sign-on, your child's teacher will have instructions for how to access the program at home.



Step 2:

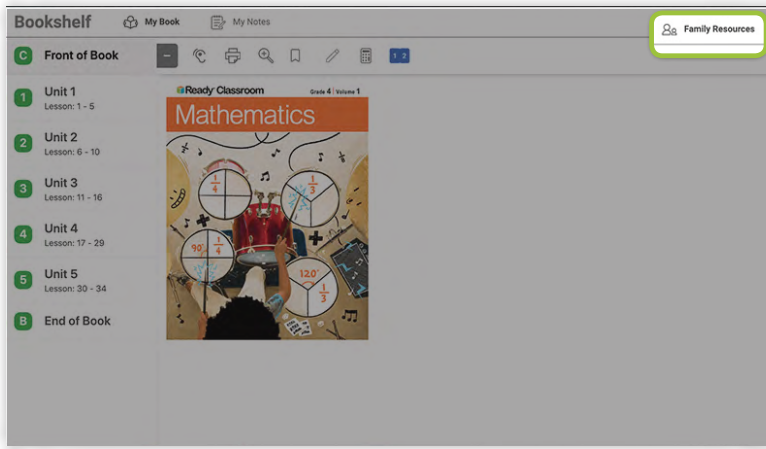
Once you are on your student dashboard, select the Bookshelf icon on the bottom of the page.



Step 3:

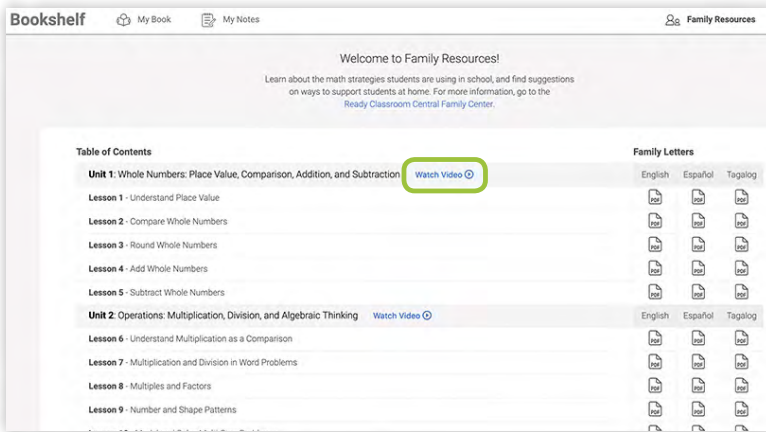
You will see an image of your Student Worktext. Click on the book to be taken to the digital edition.

Bookshelf Navigation Family Letter, continued



Step 4:

You are now in the Student Bookshelf, where you can access a digital copy of your Student Worktext. Look at the top right corner of the Bookshelf. You will find a button labeled Family Resources. Click on it.



Step 5:

On the Family Resources page, you will find a video that explains the learning in each unit and a Family Letter with activities for home practice for each lesson.

Please visit ReadyClassroomCentral.com/FamilyCenter to find more information and resources for supporting your student with mathematics at home.

Thank you!