















Summer Offline Learning Choices Week of June 15

Pick one to two activities a day to do with your child. Remember to have fun!



EVERY DAY Reading together is one of the most important activities you can do with your child. Use books you have at home or visit websites like [Storyline Online](#) or [Unite for Literacy](#) to read online. Or you can visit our [Readers Notebook](#) that includes poems and rhymes your child may already know. PCS students can also log into myON's digital library through Clever. Happy Reading!

<p>Alphabet Book </p> <p>Read the pages you added last week, your name and the names of your family. Now add the names of some of your favorite foods. You can draw pictures or cut them out from wrappers, boxes, bags, and ads.</p> <p> on the Ff page</p>	<p>Rock Garden</p> <p>Go outside and collect rocks of different sizes and shapes. Use crayons, markers, paint, or whatever you have around the house to decorate the rocks. Set up a space inside or outside and make a rock garden.</p> 	<p>Logo Fun</p> <p>Ask children to find environmental print around the house. Encourage children to count the number of letters in each logo then count the number of words in each logo. Which one has the most letters? Which has the least?</p> <p>10 letters 2 words</p> 	<p>Sound Patterns </p> <p>Use pots, bowls, spoons or other items you have around the house to make music. Take turns creating and following sound patterns. (e.g., bang on the pot 2 times, clap your hands 2 times, repeat the pattern 3 times).</p> 	<p>Water Play </p> <p>Fill a bucket or large bowl with water. Gather a variety of small toys and household items that can get wet. Ask children to make predictions of which items will sink and which ones will float. Put items in the water to see if they are correct!</p>
<p>Creepy Crawly Hunt</p> <p>Take a walk outside and see what kinds of bugs you can find. Do they crawl? Do they fly? Do they slither? When you go back inside draw a picture of the creepy crawlies you saw. What kinds of bugs might you see if you were camping?</p> 	<p>Story Time   </p> <p>Use a blanket or towel to pitch a tent inside or outside. Bring your favorite books in the tent and read to each other. If it's dark, use a flashlight to read under the stars.</p> 	<p>Let's Move</p> <p>Choose several different movements, (e.g., jump, dance, wiggle, etc.). Write each on a piece of paper and spread them out on the floor. Using a rolled-up sock, toss the sock on one of the movements. Act out the movement. Continue until all movements are done.</p> 	<p>Freeze Dance</p> <p>Choose fun music to dance to. Everyone dance as the music plays. When the music stops, everyone must FREEZE until the music starts again.</p> 	<p>Indoor Camping</p> <p>Use a blanket or towel to make a tent. Gather real or pretend items that you might need for a campout. Talk about what you might see or do if you were camping.</p> 