



Summer

Activity Calendar

Name: _____

Directions for Completing the Calendar

Summer is upon us – and with that comes what some call the “summer slide” in students’ academic skills while out of school. There are things that you as a parent can do to take charge and make learning a priority during the long hot days of summer. Experts agree that children who continue learning during the summer gain reading, math, science and social study skills that will prepare them for the new school year.

A few important things.....

Summer Reading with the Rays- visit your local library and choose your favorite books to read over the summer, ask the librarian for a summer Reading with the Rays scorecard. As you read, track your hours by rounding the bases on the scorecard. You can collect Rays rewards along the way. When you read enough hours to get to first base, ask your parent or guardian to initial your card; then bring it to your local library for a reward. For more information visit this website for details. <http://www.tampabay.com/nie/raysreading/>

Scholastic Summer Reading Challenge- The Scholastic Summer Reading Challenge™ is a free online reading program for children. Join today and let’s set a new reading world record for this summer! Go to this website to register your child and start reading your favorite books and logging your minutes on the website. www.scholastic.com/summer

EBooks Online-You can check out eBooks from the Pinellas County Schools libraries. You have three places to go to download books to your computer or tablet.

1. **MackinVia** You will use your pcs username and password to enter the portal and then click on the icon on the right side and follow the directions to download. <http://portal.pcsb.org>
2. **Destiny** Select your school and use your pcs username and password: select Follett shelf icon on the left. <http://destiny.pcsb.org>
3. **MyON** You login to www.myON.com with the student's district user name and password. If they have already been in their myON account, they will go directly to choosing an eBook to read. If they have not been in their account yet, they will first take an interest survey, then an ability test to determine their Lexile level so myON can offer them books at their Lexile level.




















































Istation & ST Math: Be an Istation and ST Math **Super-user!** Log in to both Istation and ST Math every day at home using your PCS username and password (the same login that was used for the school year).

Visit the PCS website:

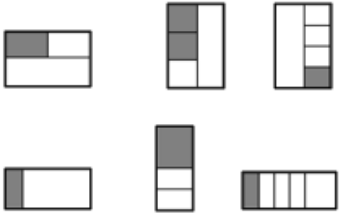

There you will find more literacy suggestions, community literacy activities, summer recommended book lists, information about the summer book bus and the Scholastic Summer Reading Challenge! Find us at www.pcsb.org/summerreading.

If you have any questions or need help please contact the Reading and Language Arts department at 588-6000 or log on to <http://pcs.org/beyondtheclassroom> for more information.

June Activity Calendar – 3rd Grade

| Monday | Tuesday | Wednesday | Thursday | Friday | | | | | | | | | | | | | | | |
|--|--|---|---|---|---|--|---|--|--|--|---|---|--|--|--|---|---|--|---|
| <p>Start a journal. Write about things that happen this summer such as making a new friend, something that happened at camp or home, a family vacation, etc. Decorate the front with your name and pictures that remind you of summer!</p> | <p>Go for a walk outside with your child. Find a flower. Discuss the major parts and how those parts serve a purpose (Stem-support; flower-reproduction; roots-absorb nutrients, anchor into ground; leaves-create food for the plant). Have your child draw and label a picture of a plant with the above parts.</p> | <p>Suppose you had not memorized 6×7 yet. Explain two different ways you could find the product of 6×7.</p> <p>Use a drawing or equation to show how you would do that.</p> | <p>A primary source is a first-hand account of an event. Create a primary source document by writing a paragraph about your first day in third grade. * Remember to include the important facts such as dates, names of people and names of places.</p> | <p>Start your summer out with a bang. Watch the movie <i>The Pagemaster</i> and then visit your library and explore all the locations you saw in the movie. Don't forget to check out a book or 2.</p>  | | | | | | | | | | | | | | | |
| <p>Use a piece of cardboard or index card to make a bookmark. Draw a picture of the book on one side with a few sentences that tell about the book. On the other side list the title and author. Use in your books this summer!</p> | <p>Find a picture of a plant in a book or magazine. Discuss what the plant needs to make its own food (light, air, water). Then discuss how the force of gravity helps anchor the plant into the ground. Ask questions such as: What would happen if the plant didn't have light or air or water or gravity? How would that affect the growth of the plant?</p> | <p>Divide each of these rectangles into fourths:</p>  <p>If you completely shaded both rectangles, how many fourths would be colored?</p> | <p>When hearing or reading a review of a movie, or book that you have not seen or read, you are working with a secondary source.</p> <p>Create a review of a movie or book for a family member or friend to read.</p> | <p>Library  FIND all 15 ITEMS</p> <table border="1" data-bbox="1633 537 1961 906"> <tr> <td> A cookbook A board book for babies</td> <td> A book about an artist</td> <td> A book from the 921 non-fiction section</td> </tr> <tr> <td> A fairy tale</td> <td> An atlas</td> <td> A fairy tale</td> </tr> <tr> <td> A graphic novel</td> <td> A medieval history book</td> <td> Someone typing on a computer</td> </tr> <tr> <td> Your favorite book</td> <td> A science book</td> <td> A sci-fi book about space</td> </tr> <tr> <td> A clock</td> <td> A library card</td> <td> An encyclopedia set</td> </tr> </table> |  A cookbook A board book for babies |  A book about an artist |  A book from the 921 non-fiction section |  A fairy tale |  An atlas |  A fairy tale |  A graphic novel |  A medieval history book |  Someone typing on a computer |  Your favorite book |  A science book |  A sci-fi book about space |  A clock |  A library card |  An encyclopedia set |
|  A cookbook A board book for babies |  A book about an artist |  A book from the 921 non-fiction section | | | | | | | | | | | | | | | | | |
|  A fairy tale |  An atlas |  A fairy tale | | | | | | | | | | | | | | | | | |
|  A graphic novel |  A medieval history book |  Someone typing on a computer | | | | | | | | | | | | | | | | | |
|  Your favorite book |  A science book |  A sci-fi book about space | | | | | | | | | | | | | | | | | |
|  A clock |  A library card |  An encyclopedia set | | | | | | | | | | | | | | | | | |
| <p>Choose a book to read. Afterwards, draw a picture of your favorite page and then explain in writing why this page is your favorite.</p> | <p>Fill a glass with water and ice. On a piece of paper, make a sketch of what it looks like. Place the glass of water outside. In one hour observe the glass of water. Sketch what you see. How has the glass of water changed? Why do you think this change has taken place? Record your thinking (condensation, sun's energy, water cycle).</p> | <p>Using a ruler, draw a six-inch number line that begins with zero and ends with 1:</p>  <p>Roll a die: </p> <p>Divide your number line into this number of equal segments.</p> <p>Label the segments using fractions and explain your thinking.</p> | <p>Create your own globe using a round object in your house (a ball, balloon, cup, etc.).</p> <p>Be as creative as you can by using supplies from around your house. Be sure to include the oceans and continents.</p> | <p>eBooks Online - myON Go to myON.com, click login, type in your child's school, have your student login with their district user name and password. They may now search in the eBook library for a book to check out and read electronically.</p> | | | | | | | | | | | | | | | |
| <p>Find something small enough to put in your pocket. Write a poem or story about it.</p> <p>Read for at least 20 minutes!</p> | <p>Take your child outside and have fun demonstrating gravity with water balloons or other type of ball. You can discuss how gravity is a force that pulls objects toward the center of the Earth and how pushing the water balloon or ball through the air is also a force. Gravity can be overcome when another object pushes against gravity (water balloon or ball sitting on a table).</p> |  <p>Dar wants to find the area of the rectangle above, and drew different sized square-units in order to fill the rectangle. She counted each square and said the area is 10 square units. Is Dar correct? Why or why not?</p> | <p>Discuss why the 4th of July is recognized as a national holiday.</p> | <p>eBooks Online - MackinVia Go to MackinVia.com, click login, type in your child's school (a window should open with school suggestions), have your student login with their district user name and password. They may now search in the eBook library for a book to check out and read electronically.</p> | | | | | | | | | | | | | | | |

July Activity Calendar – 3rd Grade

| Monday | Tuesday | Wednesday | Thursday | Friday | | | | | | | | | | |
|--|--|--|--|---|---|--|--|--|---|--|---|---|--|---|
| <p>Visit at least one website of your favorite author. Make a list of his/her books or list some ideas the author shared on the site.</p> <p>Read for at least 20 minutes!</p> | <p>Find 2 different leaves. Lay each leaf under a piece of paper. Using a crayon, gently color over the paper where the leaf is. Look at the leaf rubbings. How are they different? How are they the same?</p> | <p>The label on a small can of paint says that it contains enough paint to cover 40 square feet. Katie needs to paint a wall that measures 8 feet by 6 feet. Will Katie have enough paint? Explain your thinking.</p> | <p>With your family, name important characteristics of a good President. Be sure to explain why you think those character traits matter.</p> | <p>Begin reading a favorite chapter book either hardcover or an eBook. Go to a family member and share the story and encourage them to read with you.</p> | | | | | | | | | | |
| <p>Look through magazines for words and pictures that describe a book you are reading. Use these to create a collage on a bookmark.</p> <p>Read for at least 20 minutes!</p> | <p>Ask your child to rub their hands together really fast. What happens (heat)? Why does that happen (friction)? Find other objects around your home that when rubbed together would cause heat energy. Have your child illustrate objects they found that created heat when rubbed together. Then have your child find and list, or draw with labels, objects that give off light AND heat.</p> | <p>Gwen is building a backyard pen for her new puppy. The length of the pen is 6 meters and the width is 4 meters. What is the area of the puppy pen?</p> | <p>Voting helps elect a President. Discuss the role of a "Presidential Campaign."</p> | <p>Enjoy these great websites for free. Free Reading Websites Starfall Fun Brain Storyline Online Abcya National Geographic Kids Into the Book (skip login) We Give Books Turtle Diary (skip login) Dance Mat Typing</p> | | | | | | | | | | |
| <p>Look through magazines for words and pictures that describe a book you are reading. Use these to create a collage or bookmark.</p> <p>Read for at least 20 minutes!</p> | <p>Have your child draw a 3 column chart on paper. Label each column solid, liquid and gas. Have them go on a scavenger hunt around the house or outside and draw or list the things that would fit into these categories. Afterwards ask them "How are they alike? How are they different?" Have them write about how solids liquids and gases are alike and different.</p> | <p>For each shape, write a fraction to show how much of the shape is shaded.</p>  | <p>Discuss the role of the Judicial branch of government (e.g. explains the laws and decides if laws are constitutional).</p> | <p>FREE Learning Websites for kids</p> <table border="1"> <tr> <td> <p>SWITCHPOO ZOO www.switchpoo.com Watch, listen and play games to learn all about animals.</p> </td> <td> <p>FUN BRAIN www.funbrain.com Play games while practicing maths and reading skills.</p> </td> </tr> <tr> <td> <p>NAT GEO FOR KIDS www.kids.nationalgeographic.com Learn all about geography and fascinating animals.</p> </td> <td> <p>PBS KIDS www.pbskids.org Learn with some fun and interesting television characters.</p> </td> </tr> <tr> <td> <p>BEHIND THE NEWS www.abc.net.au/btn/ Listen to short reports - activities and questions included.</p> </td> <td> <p>ABC SPLASH www.splash.abc.net.au Videos, games and information.</p> </td> </tr> <tr> <td> <p>TURTLE DIARY http://www.turlediary.com/ Games for literacy, maths, science and puzzles for Grades K-5.</p> </td> <td> <p>ABCYA www.abcya.com Many topic areas for all levels of learning, organised by grade.</p> </td> </tr> <tr> <td> <p>MR NUSSBAUM www.mrnussbaum.com A range of learning activities in many topic areas. Some games available in Arabic.</p> </td> <td> <p>TOPMARKS www.topmarks.co.uk Easy to play games available in a range of topic areas.</p> </td> </tr> </table> | <p>SWITCHPOO ZOO www.switchpoo.com Watch, listen and play games to learn all about animals.</p> | <p>FUN BRAIN www.funbrain.com Play games while practicing maths and reading skills.</p> | <p>NAT GEO FOR KIDS www.kids.nationalgeographic.com Learn all about geography and fascinating animals.</p> | <p>PBS KIDS www.pbskids.org Learn with some fun and interesting television characters.</p> | <p>BEHIND THE NEWS www.abc.net.au/btn/ Listen to short reports - activities and questions included.</p> | <p>ABC SPLASH www.splash.abc.net.au Videos, games and information.</p> | <p>TURTLE DIARY http://www.turlediary.com/ Games for literacy, maths, science and puzzles for Grades K-5.</p> | <p>ABCYA www.abcya.com Many topic areas for all levels of learning, organised by grade.</p> | <p>MR NUSSBAUM www.mrnussbaum.com A range of learning activities in many topic areas. Some games available in Arabic.</p> | <p>TOPMARKS www.topmarks.co.uk Easy to play games available in a range of topic areas.</p> |
| <p>SWITCHPOO ZOO www.switchpoo.com Watch, listen and play games to learn all about animals.</p> | <p>FUN BRAIN www.funbrain.com Play games while practicing maths and reading skills.</p> | | | | | | | | | | | | | |
| <p>NAT GEO FOR KIDS www.kids.nationalgeographic.com Learn all about geography and fascinating animals.</p> | <p>PBS KIDS www.pbskids.org Learn with some fun and interesting television characters.</p> | | | | | | | | | | | | | |
| <p>BEHIND THE NEWS www.abc.net.au/btn/ Listen to short reports - activities and questions included.</p> | <p>ABC SPLASH www.splash.abc.net.au Videos, games and information.</p> | | | | | | | | | | | | | |
| <p>TURTLE DIARY http://www.turlediary.com/ Games for literacy, maths, science and puzzles for Grades K-5.</p> | <p>ABCYA www.abcya.com Many topic areas for all levels of learning, organised by grade.</p> | | | | | | | | | | | | | |
| <p>MR NUSSBAUM www.mrnussbaum.com A range of learning activities in many topic areas. Some games available in Arabic.</p> | <p>TOPMARKS www.topmarks.co.uk Easy to play games available in a range of topic areas.</p> | | | | | | | | | | | | | |
| <p>Think of a story you know well. Then make up another ending for the story. Write down the new ending. Be sure to include pictures/drawings.</p> | <p>Set an ice cube out on the counter. Ask your child, "What do you think will happen (melt to liquid)? How could we get it to a solid again (freeze)? What is another way we could get it to melt (boiling it)? Brainstorm other things that might freeze, melt or boil.</p> | <p>Amelia is preparing treat bags for her summer pool party. She has 42 pieces of candy to put in bags and she has seven bags to prepare. If Amelia places an equal number of pieces into each bag, how many pieces of candy will she put into each?</p> <p>When Serena read this problem, she answered "6". How do you think Serena got her answer? What does the 6 mean...six <i>what</i>?</p> | <p>Brainstorm ideas for laws with members of your household. Describe why at least one of those ideas would make a good law.</p> | <p>Build a Cobra Weave Craft Stick Chain Reaction Makerspace Ideas Use wide craft sticks and start with 4.</p>  <p>Add another stick diagonally to the top to secure the end and hold all in place. Build the chain by adding craft sticks, one at a time to each side. Each stick should go over one stick, and under one stick. It can be as long as the number of craft sticks you have. For more creative ideas go to: FrugalFun4Boys.com</p> | | | | | | | | | | |

