

Pinellas Park Middle School

Verifying Your Student's Course Requests for 2024-2025

Directions for Parents/Guardians

If you believe there is an error in your student's elective requests, please email Mr. Miller at millermat@pcsb.org.

Step 1: Sign into your parent portal and you should see something similar to the image below.

The screenshot displays the Pinellas County Schools Parent Portal interface. At the top, there is a navigation bar with 'PINELLAS COUNTY SCHOOLS Portal' on the left, 'Parent Name' and 'School Name 2020-2021' on the right, and a 'Help' button. A sidebar on the left contains links for 'Portal', 'School Information', 'My Profile', 'Preferences', and 'Calendar'. The main content area is titled 'District & School Announcements' and includes tabs for 'News' and 'Events'. Below this is an 'Alerts' section with a warning icon and the text 'There are no alerts'. To the right, there is a 'Student Name' dropdown menu with a smiley face icon. Below the student name, there are tabs for 'Grades', 'News', 'Planner', and 'Reports'. The 'Grades' tab is active, showing a table for the current quarter (RQ4, 04/05 - 06/09). The table has columns for 'Pd', 'Course', 'Teacher', 'Ex', 'Unx', 'Tardy', and 'Grade'. The data rows are as follows:

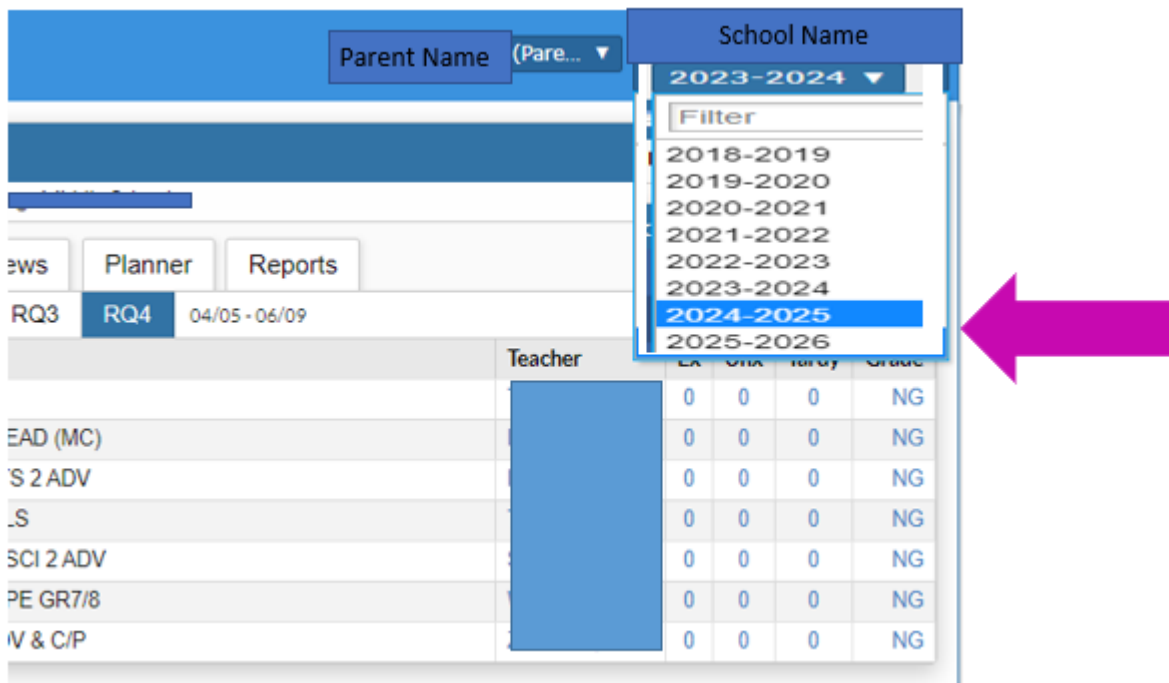
Pd	Course	Teacher	Ex	Unx	Tardy	Grade
01	M/J BAND 2		0	0	0	NG
02	M/J INTENS READ (MC)		0	0	0	NG
03	M/J LANG ARTS 2 ADV		0	0	0	NG
04	M/J MATH 2 CLS		0	0	0	NG
05	M/J COMPRE SCI 2 ADV		0	0	0	NG
06	M/J COMPRE PE GR7/8		0	0	0	NG
07	M/J US HIS ADV & CP		0	0	0	NG

Below the main content area, there is another 'Student Name' dropdown menu with a smiley face icon, followed by another 'Grades' tab and a similar table for a different student. The table data for this second student is:

Pd	Course	Teacher	Ex	Unx	Tardy	Grade
01	M/J LIB SKLS/IL (MC)		0	0	0	NG
02	M/J WRLD HIST ADV CP		0	0	0	NG
03	SPANISH 1		0	0	0	NG
04	ENG HON 1		0	0	0	NG
05	M/J GRADE 8 PRE-ALG		0	0	0	NG
06	PHY SCI HON		0	0	0	NG
07	M/J BAND 3		0	0	0	NG

The example above shows a family with multiple students. If you only have one Pinellas County Schools student, your screen will only reflect one of the student boxes.

Step 2: Click on the year drop down and select 2024-2025.

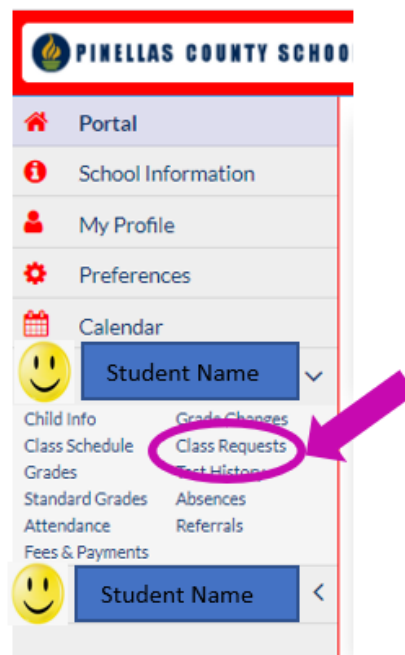
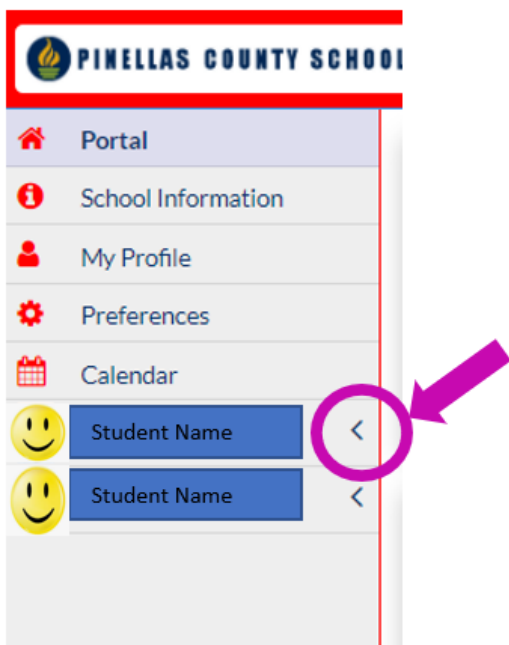


Verifying Your Student's Course Requests for 2024-2025

Directions for Parents/Guardians

Step 3: Click the arrow beside the name of the student you are reviewing to expand the window as shown.

Step 4: Choose "Class Requests"



Step 5: Verify student elective requests.

8 Requests And 0 Alternates
1.00 Credits And 7.00 Units

Export  Filter: OFF

Course ↕	Credits ↕	Course # ↕
M/J BAND 3 (13020208)	0.00	13020208
M/J CIVICS & CAR PL (21060168)	0.00	21060168
M/J COMPRE SCI 3 ADV (20021108)	0.00	20021108
M/J IND/DUAL SPT GD8 (1508050)	0.00	1508050
M/J INTENS READ (MC) (10000108)	0.00	10000108
M/J LANG ARTS 3 ADV (1001080)	0.00	1001080
M/J WELLNESS ED GR 8 (1508080)	0.00	1508080
PRE-AICE MATH 1 IG (1209810M)	1.00	1209810M

Core Content (Language Arts, Math, Science, Social Studies, and Reading (if applicable)) will be determined by the school scheduling team based on student data.

If you believe there is an error in your student's **elective requests**, please email Mr. Miller at millermat@pcsb.org.