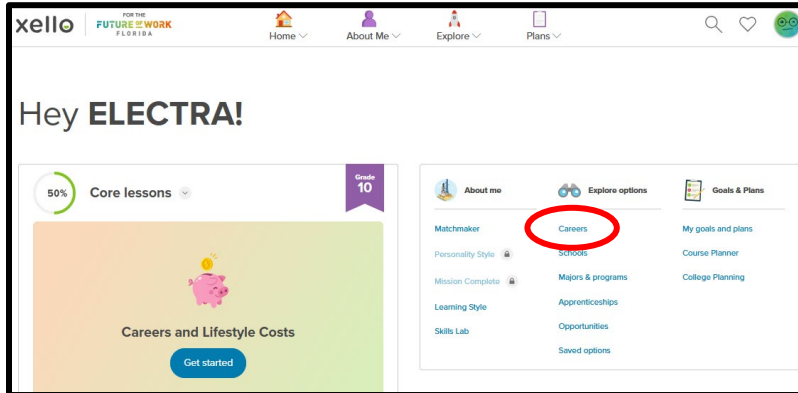
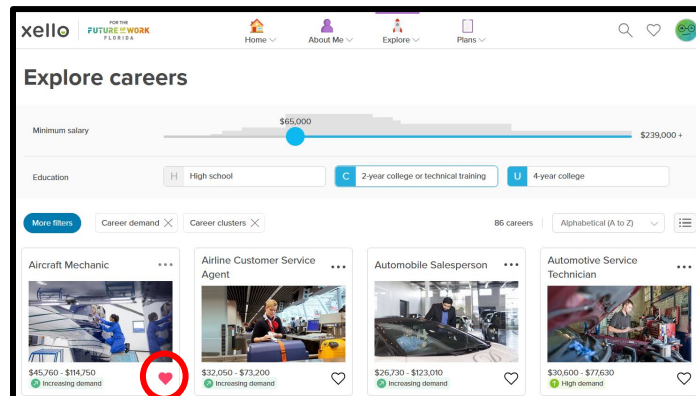


Careers and Lifestyle Costs

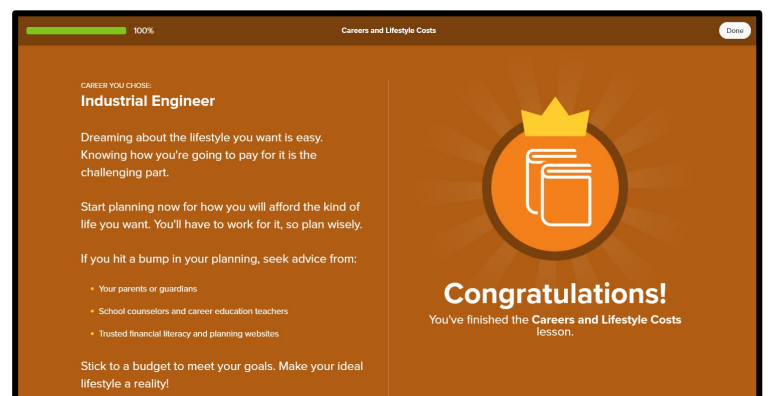
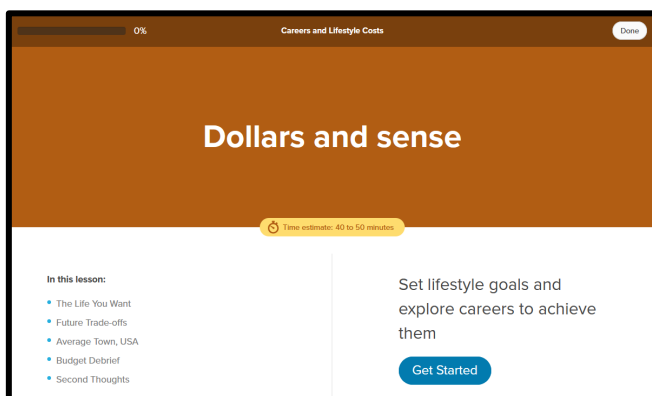
- 1) Log in to **Clever** and click on **Xello**.
- 2) Click on **Careers** under **Explore Options**.



- Careers can be searched using multiple filters including Education, Salary, Alphabetical, and more. Once you find a career that interests you, click the heart to save it.



- 3) Once you have saved 3 careers, click the **Xello** icon in the top left corner to return to the home page. Click on **Get Started** under **Careers and Lifestyles Costs** in the **Core Lessons** box.
- 4) Click **Get Started** and work through the activity until you get to the **Congratulations!** screen. Click **Done** in the top right corner to return to the home page.



Congratulations, the Xello Semester 2: Grade 10 task is now complete!