

U.S. Army Junior ROTC Cadet Army Service Uniform (C/ASU) - Male

Beret

Headband (edge binding) is straight across the forehead, 1 inch above the eyebrows. The flash is positioned over the left eye, and the excess materials is draped over to the right ear, extending to at least the top of the ear, and no lower than the middle of the ear.

Shoulder Rank Insignia

Pin-on rank insignia is worn on epaulets of ACU coat, centered between the edge of the button and the shoulder seam.

Unit Crest

Centered 1/4 inch above Unit Merit Device or top of right breast pocket.

Unit Merit Device, A.A. Wreath

Wreath, device, or both centered 1/4 inch above top of right breast pocket.

Shoulder Cords

No more than one cord may be worn on each shoulder.

Nameplate

Centered on right breast pocket flap and centered between button and top of pocket.

Team ARC Pins

ARC Pins are worn alphabetically between the bottom of the breast pocket flap, and the bottom of the pocket.

Maximum of 7 pins, spaced 1/8 inch apart when worn in a single row:



Alternate: Maximum of 8 pins, spaced 1/8 inch apart with two rows spaced 1/2 inch apart.



1/2 inch

Beret Flash Insignia

Officers: JROTC officer centered on the black flash with gold trim.



Enlisted: JROTC cap insignia with wreath, centered on the black flash with gold trim.

"J.R.O.T.C.", "R.O.T.C." Insignia

Officers: centered 5/8 inch above notch, with centerline bisecting the notch and parallel to inside edge of each lapel.

Torch of Knowledge Insignia

Officers: centered 1 1/4 inches below "J.R.O.T.C." insignia, with centerline bisecting the "J.R.O.T.C." insignia and parallel to inside edge of each lapel.



Enlisted: centered 1 inch above notch, with centerline bisecting the notch and parallel to inside edge of each lapel.

Ribbons


Centered 1/8 inch top of pocket flap. Third and subsequent rows can be aligned to the left to present a better appearance.

Badges

Badges are centered 1/8 below the top of the left breast pocket.

Medals

Ribbons and medals may not be worn simultaneously on the C/ASU. Wear full-sized medals immediately above the left breast pocket. Full-sized medals are worn in two rows of three with 1/4-inch space between rows. No more than three medals are worn in any one row. Cadets will not start a second row unless they are authorized to wear four or more medals. Full-sized medals will not overlap within a row. Second row will either contain the same number of medals or less than the first row below. The second row of medals is centered over the first row below. Cadets will not wear marksmanship badges with full-sized medals.



JROTC Patch

The JROTC Patch is not worn on the Cadet Army Service Uniform (C/ASU).



Necktie

The black necktie is mandatory while wearing the C/ASU.

Shoes

Male black oxford shoes authorized for wear.

Figure 8-2. U.S. Army Junior ROTC Cadet Army Service Uniform (C/ASU) – Female

U.S. Army Junior ROTC Cadet Army Service Uniform (C/ASU) - Female

Beret

Headband (edge binding) is straight across the forehead, 1 inch above the eyebrows. The flash is positioned over the left eye, and the excess materials is draped over to the right ear, extending to at least the top of the ear, and no lower than the middle of the ear.

Shoulder Rank Insignia

Pin-on rank insignia is worn on epaulets of ACU coat, centered between the edge of the button and the shoulder seam.

Unit Crest

Centered 1/4 inch above Unit Merit Device or top of nameplate.

Merit Devices

Wreath, device, or both centered 1/4 inch above top of nameplate.

Shoulder Cords

No more than one cord may be worn on each shoulder.

Nameplate

Placed 1-2 inches above the top button of the coat and centered horizontally.

Team ARC Pins

ARC Pins are worn alphabetically parallel to the waistline of the coat, beginning at the centerline of the 2nd and 3rd button. Placement may be adjusted to conform to individual figure difference.

Maximum of 7 pins, spaced 1/8 inch apart when worn in a single row:



1/8 inch

Alternate: Maximum of 8 pins, spaced 1/8 inch apart with two rows spaced 1/2 inch apart.



1/8 inch

1/2 inch

Beret Flash Insignia

Officers: JROTC officer centered on the black flash with gold trim.



Enlisted: JROTC cap insignia with wreath, centered on the black flash with gold trim.

"J.R.O.T.C.", "R.O.T.C." Insignia

Officers: centered 5/8 inch above notch, with centerline bisecting the notch and parallel to inside edge of each lapel.

Torch of Knowledge Insignia

Officers: centered 1 1/4 inches below "J.R.O.T.C." insignia, with centerline bisecting the "J.R.O.T.C." insignia and parallel to inside edge of each lapel.



Enlisted: centered 5/8 inch above notch, with centerline bisecting the notch and parallel to inside edge of each lapel.

Ribbons


Centered with bottom row even with nameplate. Third and subsequent rows can be aligned to the left to present a better appearance.

Badges

Badges are centered 1/4 inch below the bottom ribbon bar.

Medals

Ribbons and medals may not be worn simultaneously on the C/ASU. Wear full-sized medals centered on the left side of the coat. The bottom row of the medal pendants are positioned parallel to the bottom of the nameplate. May adjust the placement of the medals and nameplate to conform to individual body shape differences. Full-sized medals are worn in two rows of three with 1/4-inch space between rows. No more than three medals are worn in any one row. Cadets will not start a second row unless they are authorized to wear four or more medals. Full-sized medals will not overlap within a row. Second row will either contain the same number of medals or less than the first row below. The second row of medals is centered over the first row below. Cadets will not wear marksmanship badges with full-sized medals.



JROTC Patch

The JROTC Patch is not worn on the Cadet Army Service Uniform (C/ASU).



Neck Tab

The black neck tab is mandatory while wearing the C/ASU.

Shoes

Black oxford shoes or black service pumps may be worn. The pumps will be plain with closed toe and heel. The heel will be between 1 1/2 inches and 3 inches high.

Figure 8-3. U.S. Army Junior ROTC – Class B Uniform – Female and Male

U.S. Army Junior ROTC – Class B Uniform – Female and Male

About the Class B Uniform

The Class "B" uniform is always worn under the Class "A" uniform. The placement of awards and ornamentation in the pocket areas is the same as on the Class "A" uniform.

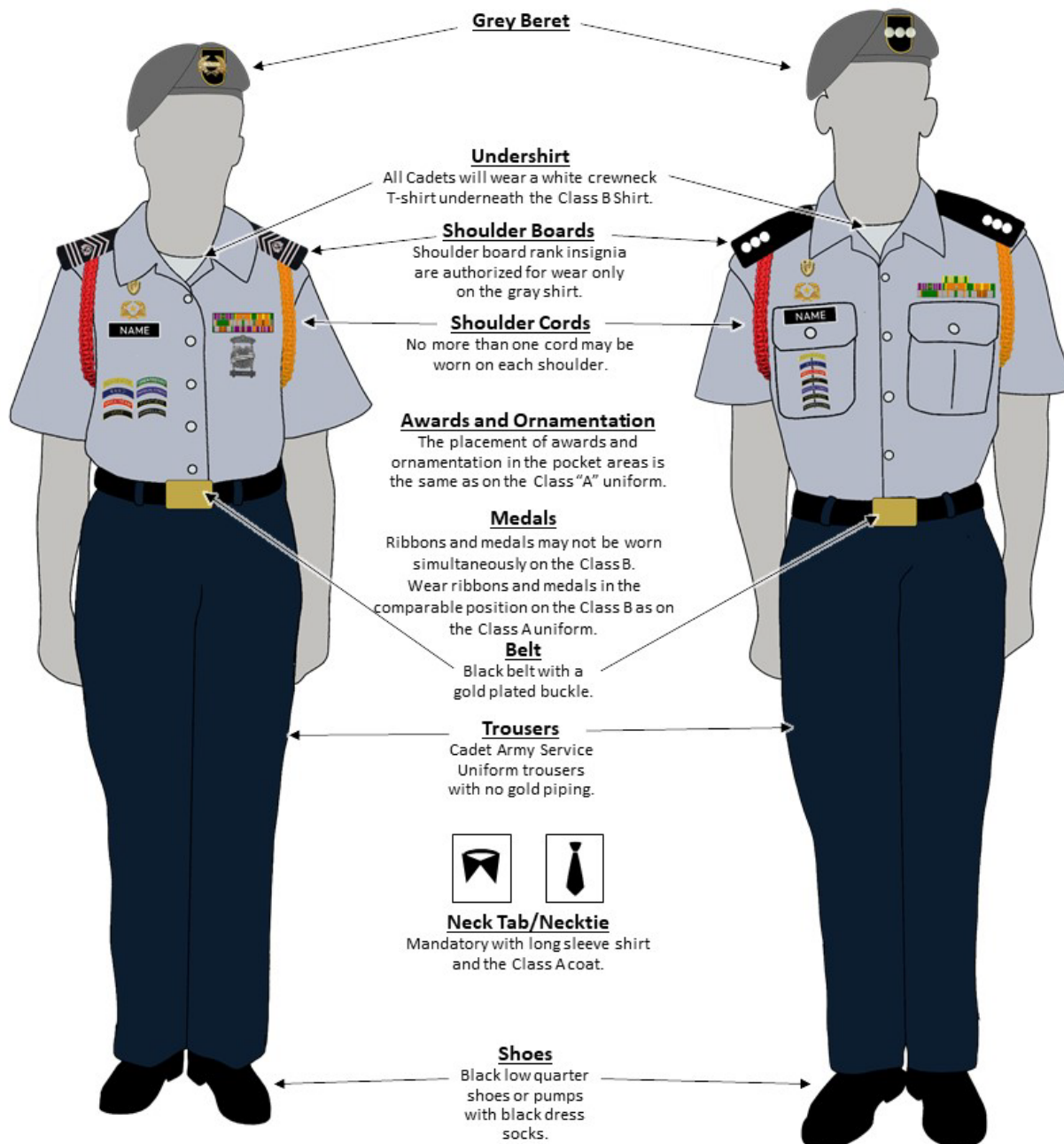


Figure 8-4. The Cadet Army Camouflage Uniform (C/ACU)

U.S. Army Junior ROTC – Army Camouflage Uniform (ACU) – Female and Male

Headgear

The C/ACU Patrol Cap will be the only headgear worn with the uniform.
Cadets will wear the C/ACU Patrol Cap straight on the head so that the cap band creates a straight line around the head, parallel to the ground.
The Patrol Cap will fit snugly and comfortably around the largest part of the head without distortion or excessive gaps. The cap is worn so that no hair is visible on the forehead beneath the cap.
Sew-on or pin-on rank is worn on the C/ACU Patrol Cap.

Rank

Patrol Cap: Pin-on subdued rank insignia worn centered on the patrol cap. Multiple disc/diamond grades are worn horizontally.
Coat: Cloth subdued rank insignia is worn centered on the chest. Multiple-disc/diamond grades are worn vertically.

Back of Patrol Cap



Mandarin Collar

Normally worn in the down position.

Identification Nametape

The school name or individual Cadet name will be worn on the right side of the ACU coat and on the rear of the patrol cap.

Undershirt


All personnel will wear the camouflage undershirt with the ACU.

“JROTC” Nametape

Nametape with letters “JROTC” worn on the hook and loop backing on the left side of the ACU coat.

Shoulder Patches (Right Arm)

The TIOH approved school insignia patch is worn centered on the pocket of the right sleeve between the bottom of the pocket and the top of the pocket (pocket flap if present)



Shoulder Patches (Left Arm)

The subdued JROTC insignia patch is worn centered on the pocket of the left sleeve between the bottom of the pocket and the top of the pocket (pocket flap if present).



Leader Identification Patch

One 2x3 inch Leader Identification patch may be worn centered on hook and loop backing on the right sleeve with the top edge of the patch in line with the top of the backing. The school patch (if worn) will be worn centered between the bottom of the leader identification patch and the bottom of the pocket.

Subdued ARC Team Patch

One subdued team arced tab may be worn centered on the hook and loop backing $\frac{1}{4}$ " above the JROTC patch on the left sleeve. The combined JROTC patch and arced tab are centered between the top and bottom of the hook and loop backing.

Coat

The coat is worn hook and looped, and zipped.
The coat has hook and loop fasteners for wearing shoulder sleeve insignia, rank, JROTC patch, and school name tape.
The coat is normally worn outside the trousers, and the trousers are worn with a belt. The coat may also be worn inside the trousers when directed by the SAI/AI. The coat will not extend below the top of the cargo pocket on the trousers and will not be higher than the bottom of the side pocket on the trousers.
The elbow pouch with hook and loop closure for internal elbowpad inserts must be closed at all times

Sleeves

Worn down at all times, not cuffed.

Trousers

Cadets will wear the trousers tucked into the top of the boots or bloused using the drawstrings at the bottom of the trousers. When bloused, the trousers should not extend below the third eyelet from the top of the boot.
The C/ACU is meant to fit loosely and comfortably. Alterations to hinder this are not authorized.
Cadets will not wrap the trouser leg around the leg tightly enough to present a pegged appearance or insert any items inside the trouser leg to create a round appearance at the bottom of the trouser leg.

Boots

Black boots are NOT authorized for wear with the C/ACU.
Army Combat Boots (hot-weather or temperate-weather) are made of tan, rough side out, cattle hide leather, with a plain toe and tan rubber outsoles.
The boots are laced diagonally with tan laces, with excess lace tucked into the top of the boot under the bloused trousers, or wrapped around the top side of the boot. Only boots with tan rubber outsoles are authorized for wear.